

Local Affairs

**FY 2026-27 Joint Budget
Committee Hearing Agenda**

Monday, December 8, 2025
1:30 to 3:00 PM

1:30 – 1:40 Introductions and Opening Comments

Presenter: Maria De Cambra, Executive Director

1:40 – 1:55 DOLA Budget Overview

Main Presenters:

- Maria De Cambra, Executive Director
- Geoff Alexander, Chief Financial Officer

Topics:

- One-time Funded Programs: Page 3, Questions 1-4 in the packet, Slides 10-19

1:55 – 2:05 R1 CORA Administrator

Main Presenters:

- Maria De Cambra, Executive Director
- Geoff Alexander, Chief Financial Officer

Supporting Presenters:

- Megan Collignon, Director of Administration

Topics:

- R-01 CORA Administrator Request: Page 9, Questions 5-7 in the packet, Slides 20-29
- R-04 OIT Reduction: Slides 30-31

2:05 – 2:25 Division of Housing

Main Presenters:

- Maria De Cambra, Executive Director
- Tyler Jaeckel, Housing Division Director

Supporting Presenters:

- Vee Stamats, Budget Manager

Topics:

- R-02 Mobile Home Park Grant and Loan Transfers: Page 23, Questions 8-15 in the packet, Slides 32-37

2:25 – 3:00 Division of Local Government

Main Presenters:

- Maria De Cambra, Executive Director
- Eric Bergman, Local Government Division Director

Supporting Presenters:

- Vee Stamats, Budget Manager

Topics:

- R-03 Peace Officers Mental Health Grant Program: Page 28, Questions 16-20 in the packet, Slides 38-42
- R-05 Childcare Facility Development Grants: Page 32, Questions 21-22 in the packet, Slides 43-44
- Other Grant Programs: Page 32, Questions 23-25 in the packet
- Energy/Mineral Impact Assistance Funds; Severance Tax Transfers: Page 33, Questions 26-28 in the packet, Slides 45-54

Status of One-time Funded Programs

1. [Rep. Brown/Sen. Kirkmeyer] Please provide a status update on expenditures to-date and planned spend-down for the following programs:
H.B. 24-1313 Transit-Oriented Communities
H.B. 24-1152 Accessory Dwelling Units

Response:

Bill Number	Program(s)	Original Allocation	Amount Spent and Encumbered	Amount Unobligated
HB24-1313	Transit-Oriented Communities	\$35,000,000	Spent: \$543,827 Encumbered: \$85,878	\$34,370,295
HB24-1152	Accessory Dwelling Unit Grant Program	\$5,000,000	Spent: \$555,970 Encumbered: \$25,445	\$4,418,585

HB24-1313 Transit-Oriented Communities:

As of November 25, 2025, DOLA has expended \$543,827, including spending on work required by statute to date: developing and publishing several transit area maps, creating an online reporting and review portal (and the form and manner for reporting), developing Housing Opportunity Goal calculation model and guidance, providing compliance technical assistance, reviewing preliminary Transit Oriented Community assessment reports due June 30, 2025 for compliance, publishing compliance information, publishing Neighborhood Criteria and testing with a pilot program, and other related tasks. This work included hiring staff and consultants to produce significant resources, reporting, development of tools, technical assistance and initial compliance determinations.

DOLA's plan for spend-down reflects the future statutory requirements and deadlines. Subject jurisdictions' final Housing Opportunity Goal reports are required December 31, 2026, so we anticipate significant technical assistance expenses (staff time, workshops, one on one meetings, webinars, compliance review and feedback, etc) through next December. Per statutory requirements and timeline, this work will support subject jurisdictions toward compliance requirements to access the associated grant funding program.

By the end of FY26, we expect to have encumbered 50% of grant funds. The remaining 50% is expected to be encumbered by the end of FY28 (reflecting the statutory submittal deadline for local governments to comply with the law and become eligible for these funds).

The grant program pilot round is open now and closes on December 12th. DOLA anticipates 5-7 applications and may award approximately \$15M, leaving the other \$15M for the 2nd and final round in 2027 when the majority of subject jurisdictions, who are actively pursuing compliance, will be eligible.

Per statute, only certified Transit-Oriented Communities are eligible for the TOC Infrastructure grant funds, and those jurisdictions can only get certified by meeting statutory requirements by December 31, 2026 and 2027. Thus, DOLA plans to hold a grant round in 2027. However, some subject jurisdictions are nearly compliant now, over a year early. That is why DOLA plans to hold a pilot round now. H.B. 24-1313 applies to 32 subject jurisdictions with transit, covering a population of 3,563,735 (based on SDO's July 2024 estimates) or roughly 60% of Colorado's total population.

Engagement Type	1152 ADU	1313 TOC	174 Housing Planning	Totals	Units
Direct TA	63	74	30	167	Meetings
Questions Answered	130	65	68	263	Inquiries
Law-Specific Webinars & Presentations	3	3	13	19	Presentations
Local Governments & Organizations	47	42	85	174	Meetings
Staff	109	50	61	220	1:1 Meetings
Courtesy Review	29	7	36	72	Reviews
Tools & Resources	15	32	38	85	Documents

Technical Assistance: Below is a quick summary of the significant technical assistance DOLA staff have provided to local governments on three laws (ADU, TOC, Housing Planning). This reflects staff time expense focused on compliance assistance.

As an important supplement to the information presented above, creating these tools would not have been possible without strong involvement from local governments. Long standing local work in these policy areas informed the development of all tools and resources created. Based on stakeholder feedback, DOLA focused on creating tools that are user-friendly and provide a “leg up” for jurisdictions working on compliance activities. As evidence of success, 100% of reporting jurisdictions subject to the TOC law utilized DOLA’s parcel datasets to complete their Housing Opportunity Goal calculation.

H.B. 24-1152 Accessory Dwelling Units:

The ADU Program currently applies to 67 subject jurisdictions, representing 4.23 million Coloradans (71% of the state’s population). Jurisdictions may seek certification as an ADU Supportive Jurisdiction, including those not subject to the law who may voluntarily opt in, to qualify for HB24-1152’s funding opportunities, which include the ADU grant program direct to local governments and CHFA funding direct to residents.

As of November 25, 2025, DOLA has expended \$555,970 in ADU funds. These expenditures are necessary to administer the statutory requirements, including staffing, consultant support, compliance education (e.g., webinars, guidance documents, the ADU toolkit per 29-35-105(3)), direct technical assistance (e.g., 1:1 meetings), compliance determinations for submitted reports, development of the compliance submittal portal, and more.

DOLA’s plan for spend-down includes:

- \$889,525 in ADU grants awarded November 2025
- The statutory compliance deadline was June 30, 2025; however, many jurisdictions exercised the law’s extension option to December 30, 2025. The first grant round was held early to accommodate those that were found to be compliant and qualify as an ADU Supportive Jurisdiction on the compliance date.
- Next grant round applications are due February 27, 2026, with an anticipated \$700,000 in awards. Staff has already documented demand from over 20 jurisdictions indicating potential requests at over \$2 million, showing significant demand for this FY and next FY funding cycles.
- By the end of FY26, we expect to have encumbered 50 percent of grant funds. The remaining 50 percent is expected to be encumbered by the end of FY27.
- Ongoing, significant technical assistance is required for grant development and management and for technical assistance to jurisdictions, both subject and opt-in, working to meet ADU compliance and certification requirements.

HB24-1152 places ongoing obligations on DOLA, including:

- Administering the ADU grant program;
- Providing technical assistance to local governments;
- Developing and maintaining the ADU toolkit;

- Creating and managing the Compliance Report, Supportive Jurisdiction, and Extension forms and processes;
- Certifying ADU Supportive Jurisdictions, with no statutory deadline for those who opt in voluntarily. Jurisdictions may seek certification at any time, which requires ongoing program administration.

To support these statutory duties, DOLA has produced extensive technical assistance materials, including law guidance, FAQs, code amendment examples, ADU strategy guidance, fact sheets, a dedicated ADU webpage, courtesy code reviews, and direct decision-official communications, along with daily individualized support to local governments.

In summary, ongoing funding is required to meet the law’s mandates, administer increasing demand for grants, and ensure compliance across the 67 subject jurisdictions and voluntary participants. Reductions in program funding would directly impede DOLA’s ability to meet HB24-1152’s statutory requirements.

2. *[Sen. Kirkmeyer]* Are both of the above programs impacted by the Governor’s Executive Order related to compliance with strategic growth requirements? If so, discuss how the EO has been incorporated into funding decisions for these programs.

Response: Yes, Executive Order D 2025 011 lists the funding programs associated with HB24-1313 and HB24-1152 as subject to the direction from Executive Order D 2025 005. The EO has been incorporated into funding decisions as outlined in the [Compliance Framework and Guidelines](#). To summarize, compliance determinations, made by local demonstration of compliance with statutory requirements, are categorized per the EO as Compliant, Compliance-in-Progress, and Noncompliant. These designations translate into a compliance score that accounts for 20% of a total application score, which acts as a prioritization factor (and does not impact eligibility). Additionally, deadlines in the future do not factor into this score, and eligible applicants not subject to the listed laws do not factor these laws into their score such that they would not be adversely impacted.

As shown by the data below, the **vast majority of jurisdictions are 100% compliant** and will therefore receive prioritization in relevant funding programs as described above. Unless fully-compliant jurisdictions choose to take local action contrary to the laws, **DOLA does not anticipate the fully compliant scores changing substantially**. Meanwhile, DOLA has been focused on providing extensive technical assistance to jurisdictions marked as Compliance-in-Progress and Noncompliant to support their local efforts toward compliance. **It’s also important to note that 10 jurisdictions chose to opt-in to the ADU law to be eligible for funding and in regard to the TOC law, 7 jurisdictions are a year ahead of schedule because they wanted to be eligible for funding**

Compliance data as of 12/1/25, as shown below, demonstrates the vast majority of Colorado’s jurisdictions will receive full points for compliance with Strategic Growth laws.

Composite Compliance Score	Number of Jurisdictions
100%	272

90%	13
88%	10
83%	21
80%	4
70%	2
67%	4
60%	8
50%	1
Below 50%	None

Specific to the ADU and TOC laws, data as of 12/1/25, as shown below, demonstrates that the majority of subject jurisdictions are compliant or working towards compliance.

ADU		
Compliance in Progress*	49 jurisdictions	<73%
Non-compliant	12 jurisdictions	17.9%
Compliant	6 jurisdictions	9%
TOC (Preliminary Report)		
Compliance in Progress	3 jurisdictions	9.4%
Non-compliant	10 jurisdictions	31.6%
Compliant	19 jurisdictions	59.4%

*Note that the majority of ADU subject jurisdictions are “Compliance in Progress” because they have utilized the statutorily-provided 6 month extension.

Finally, separate from the EO and per statutory requirements, applicants to either the ADU or TOC funding programs must demonstrate compliance with the relevant law in order to receive funds.

3. *[Rep. Brown]* S.B. 22-206 Disaster Resilience Rebuilding Program - discuss the ongoing administrative costs and work done by these 3.1 FTE after the initial \$15.0 million of funding is depleted.

Response: Currently, there are roughly 2 FTE active in the DRR program and the initial \$15M received an additional transfusion of another \$4M from the Colorado Energy Office to help fully honor the commitments to the Marshal Fire survivors. This program will continue to function and require program management through the end of the three year commitment of forgivable loans, which will end in FY28 and through the management of the long term loan funds coming in.

The primary FTE on this project is the DRR Program Manager who continues to liaison with Impact Development Fund on the implementation of the program. Currently that workload is high. In addition to these duties the program manager is engaging regularly with the State Recovery Task Force including the separate recovery support functions of infrastructure, economic recovery and housing. The position is also working closely with the task force leads within DOLA in both DLG (Community Assistance) and DOH (Housing Recovery) as the implementation expert on the grant portion of any recovery efforts. As these current duties subside and we enter “blue sky days” between disasters, the position will work more closely with these partners on community engagement to assist in pre-disaster planning and considerations for resilient rebuilding.

The other FTE is split between a program assistant (Community and Economic Development Specialist 3), the Deputy Director who oversees and advises on major recovery policy decisions, and the lead for the Community Assistance Recovery Support function (Community and Economic Development Specialist V) who is the primary community advisor on resilient recovery.

4. *[Staff Addition]* Provide a status update on expenditures related to programs funded by ARPA/General Fund Swap dollars.

Response: All of DOLA’s stimulus and direct assistance awards are listed below. It is important to note that DOLA has concrete plans to spend all of the unobligated funds either on essential future administrative costs that cannot be encumbered upfront, upcoming grant cycles in Winter/Spring of FY26 in accordance with the original statutory timelines, or to support existing programs with significant need (for example the Emergency Housing Voucher program).

In some cases there will be reversions due to deobligations of funds that occur after the program end date because of grantee complications with spending their full award. In these instances DOLA does not have time to repurpose the funds. The DOLA program team makes every effort to work with grantees to spend down all the funds available, but some reversions are unavoidable due to local circumstances.

For full status updates by bill number, please see Appendix A.

Executive Director's Office Request

R-01: CORA Administrator

5. *[Questions from Rep. Sirota, Sen. Kirkmeyer, Rep. Taggart]* Provide additional information about where these CORA requests are coming from, what topics/themes are driving the requests, and why the number has increased so much. Elaborate on the “litigation issues” referenced in the request.

Response: As is required by statute, DOLA prioritizes transparency through CORA which ensures that government operations, decisions, and the use of public funds remain open and accessible to Coloradans, fostering public trust and accountability. Each individual CORA request, regardless of if there are associated records, must be meticulously tracked and documented. This includes conversing with various staff members to verify if we have any corresponding records, conducting vault searches and reviews, documenting the requests and required response times. For larger requests, staff must pull together time estimates to know what cost estimate to provide the requestor with. Each time estimate also requires detailed documentation to show how we came to the estimate. Additionally, if there are responsive records, those all have to be reviewed and have any PII (personally identifiable information) redacted.

In 2024, DOLA received 408 open records requests. Between January 1, 2025, and November 12, 2025, DOLA has received 484 open records requests and the requests keep climbing.

Below are the request breakdowns from January 1, 2025 - November 12, 2025 (484 total) and some summaries or examples of the specific requests that may fall into that category.

- **IMPORTANT TO NOTE:** CORAs requests on the EO are just 1% (5 total requests) of our overall requests this year.

Request Category	Amount
Emergency Rental Assistance/Emergency Mortgage Assistance	79
● Requests for assistance or information on how to obtain assistance.	16%
Miscellaneous Requests (non-DOLA)	73
● Unclaimed property	
● Medical board documents	15%
● Boat registration information	
● Information on an electrical contractor	

Request Category	Amount
<p>Grants</p> <ul style="list-style-type: none"> • Grant or loan documentation for specific communities or projects • Grant reporting and monitoring documentation • Copies of winning grant award applications • Affordable housing grant awards • Housing needs assessment and awards 	<p>64</p> <p>13%</p>
<p>Special Districts (DLG)</p> <ul style="list-style-type: none"> • Financial records for special districts • Metro district mill levy and assessed values • Debt details for metro districts • Metro district zoning information or documentation • DLG Certificates of Good Standing for various districts • Metro district service plans • Elections - Staff communication records between DOLA and local communities regarding ballot measures • Election records for various metro districts 	<p>42</p> <p>9%</p>
<p>Building Codes and Standards Information</p> <ul style="list-style-type: none"> • Unit development restrictions • Documentation on code violations • Documentation on inspections and installations of modular housing • Information or documentation related to modular manufacturers 	<p>32</p> <p>7%</p>
Police/Criminal Records Requests	<p>32</p> <p>7%</p>

Request Category	Amount
DOLA Financials/Contracts <ul style="list-style-type: none"> Contractor bid award documentation Purchase order records or information Grant award records Phone bill records and information Records of payment disbursements and project descriptions 	25 5%
Property Records Requests <ul style="list-style-type: none"> Personal real estate records or historic information 	24
MHPOP <ul style="list-style-type: none"> Reported mobile home parks listed with the MHPOP where there has been a reported issue with water quality or water reliability List of mobile home parks located in Colorado including the parks' names, addresses, cities and counties, their registration status, and the year of the reported information Violation or non violation notices for specific or all parks Complaint records for mobile home parks Outstanding unpaid penalties for parks 	22 5%
Court Records Requests <ul style="list-style-type: none"> Divorce records Court records for specific people 	20
Correspondence <ul style="list-style-type: none"> This tends to be specific communication requested between a DOLA staff member and constituent or partner about a program or other various matters. 	19 4%

Request Category	Amount
<p>Data Requests</p> <ul style="list-style-type: none"> All Colorado Open Records Act requests received by your agency in 2024 BOE unqualified sales reports Any and all data you can provide on all non-federal (state and local) subsidized housing units. any spreadsheets, data or other documentation maintained by the BAA denoting the status of all appeals before it a historical list of Assessors for all units of local government in Colorado from 1970 through 2025 	<p>15</p> <p>3%</p>
<p>Voucher Data - Recipient</p> <ul style="list-style-type: none"> DOH payment history Voucher recipient complaint or landlord complaint records 	<p>12</p> <p>2%</p>
<p>Property Taxation/BAA</p> <ul style="list-style-type: none"> List of possessory interests in the State as distributed to Colorado county assessors Records regarding the senior property tax exemption Assessment appeals records or appeals recordings 	<p>8</p> <p>2%</p>
<p>Voucher Information (non-recipient requests)</p> <ul style="list-style-type: none"> HUD's recommendation to DOLA regarding its Housing Choice Voucher program. Documents related to the housing choice voucher programs available in different cities and counties Names on voucher program waitlist requests Documents related to landlord participation in the housing choice voucher program 	<p>6</p> <p>1%</p>
<p>EO 2025 05 /EO 2025 011/HB24-1152</p> <ul style="list-style-type: none"> Copies of notices sent to jurisdictions by DOLA. Copies of all preliminary transit-oriented community assessment reports submitted to DOLA by jurisdictions. 	<p>5</p> <p>1%</p>

Request Category	Amount
Personnel Records <ul style="list-style-type: none"> Copies of any current employment agreements for DOLA legislative liaisons State Personnel Board filings. 	4 1%
DOH General <ul style="list-style-type: none"> State Housing Board Packets (archived) 	2 0%

Type of Requestor	Examples
Education	Many of these requests are related to research projects, such as a request from a university research director for a list of affordable housing developments that were funded by DOH or a request from a doctoral researcher for data on all non-federal (state and local) subsidized housing units.
Press	Many of these requests are for resident complaints filed against mobile home parks (MHPs) and DOLA-issued violations against MHPs. An increase in these requests has been prompted by changes and expansions to the Mobile Home Park Oversight Program (MHPOP) in recent years, particularly driven by new legislation passed by the Colorado General Assembly in 2023 and 2024 such as HB 24-1294.
Government Entity	Many of these requests are for grant award information from communities that may be current or historical and documents related to funding allocations from the Homeless Response Program grant program for 2025/2026 funding cycle.
Non-Profit	Requests from non-profits vary widely, and include a list of Mobile Home Park Owner and Operator contact information to advertise Mobile Home Park specific training events.
Business	Requests from businesses are largely for data that appears to be monetized either through resale or leveraged to support a service that can be sold. These requests are for winning grant applications from companies focused on grant writing services, and requests for winning RFP bids from companies focus on helping businesses navigate public sector procurement and identify leads.

Type of Requestor	Examples
BC&S Stakeholders/Homeowners	These requests are largely for copies of complaints made against installers of manufactured homes and for construction plans of manufactured homes.
Grants Stakeholders (Individuals)	These requests are largely for copies of grant applications or grant agreements. There is no indication that they are being used for commercial purposes, so their actual use is unknown. Requests include information on wage determinations for construction for Sage Ridge or records related to grants for homelessness in specific regions.
Special District Constituents (Individuals)	These requests are largely for documents related to special districts like metropolitan and water districts. There is no indication that they are being used for commercial purposes, so their actual use is unknown. Requests include documents for the Meadows Metropolitan District in Castle Rock service plans (1-7), all documents showing terms of bonds issued for the North Holly Metropolitan District, and the 2024 financial records for Ute Pass Regional Health Service District.
Voucher Stakeholder	These requests are mostly from individuals asking for records regarding data or information related to vouchers. Examples are information on DOH's Section 504 Coordinator or a listing of all regional coordinated entry systems used by DOH.
Individual - Misc	These requests are from individual constituents, and the types of requests vary widely. Requests include a copy of the CORA tracking sheet showing the number of CORA's received, correspondence between DOLA and the requesting individual or another public entity, listing of registered MHPs, and BAA hearing recordings.

The holds related to litigation or potential litigation is a smaller, but still critical, portion of this role. This includes holds we manage that are related to appeals for decisions involving property taxation, complaint and registration decisions that may be appealed by the Office of Regulatory Oversight (mobile home parks and building codes & standards, but also includes lawsuits for personnel decisions and things of that nature. While DOLA was not able to accurately manage and document CORA requests prior to establishing the role of the CORA Administrator, we believe requests have increased in response to an expansion of programs at DOLA. This includes increased grant funding established by Proposition 123, increased regulations of mobile home parks, rental assistance available, etc.

6. [Rep. Taggart] What is the Department doing in terms of communication efforts to reduce the number of CORA requests?

Response:

[DOLA Website](#)

Over the past three years, the Colorado Department of Local Affairs (DOLA) has undertaken an unprecedented, department-wide effort to modernize, expand, and improve the accessibility of its digital presence. What began in early 2023 as a series of small website clean-up activities has grown into a fully coordinated digital transformation that has fundamentally changed how Coloradans access information, services, and resources from each of DOLA's divisions. The accomplishments outlined below demonstrate sustained, intentional progress that not only improves user experience, but also sets a new statewide standard for accessibility, content governance, and public transparency.

- In an effort to minimize CORA requests we added information on the CORA application to ensure that constituents requesting records understand what a CORA request is and how the procedure works. Our CORA Administrator is actively monitoring the type of requests to identify ways to make communication more clear on our website. Since we started to see a high number of Emergency Rental Assistance, mortgage assistance and police records requests, we put in English and in Spanish on the actual CORA application that this information cannot be obtained this way and where to go. We made this available in English and in Spanish since many requests are in Spanish.

The Department of Local Affairs Open Records Request Form

Introduction

CORA

Submit

Delete

The Department of Local Affairs (DOLA) supports the goals of governmental transparency by making every effort to ensure records requests are fulfilled within the parameters of the law. When responding to a records request, DOLA shall make every effort to respond within three (3) working days as required by § 24-72-203(3)(b), C.R.S.

Este formulario no se utiliza para solicitar asistencia con el alquiler ni la hipoteca. Visite la página del Programa de Asistencia de Emergencia Para El Alquiler o la página del Programa de Asistencia Hipotecaria de Emergencia para obtener información sobre cómo solicitar ayuda.

This form is not for rental or mortgage assistance requests. Please visit the [Emergency Rental Assistance Program](#) page or the [Emergency Mortgage Assistance Program](#) page for information on how to request assistance.

DOLA does not maintain police or accident records. Please contact the respective law enforcement agencies directly for police and accident records requests.

Please note that DOLA is not a central repository for public records in Colorado. Requests must be submitted directly to the government office that maintains the records being sought.

Substantial Requests

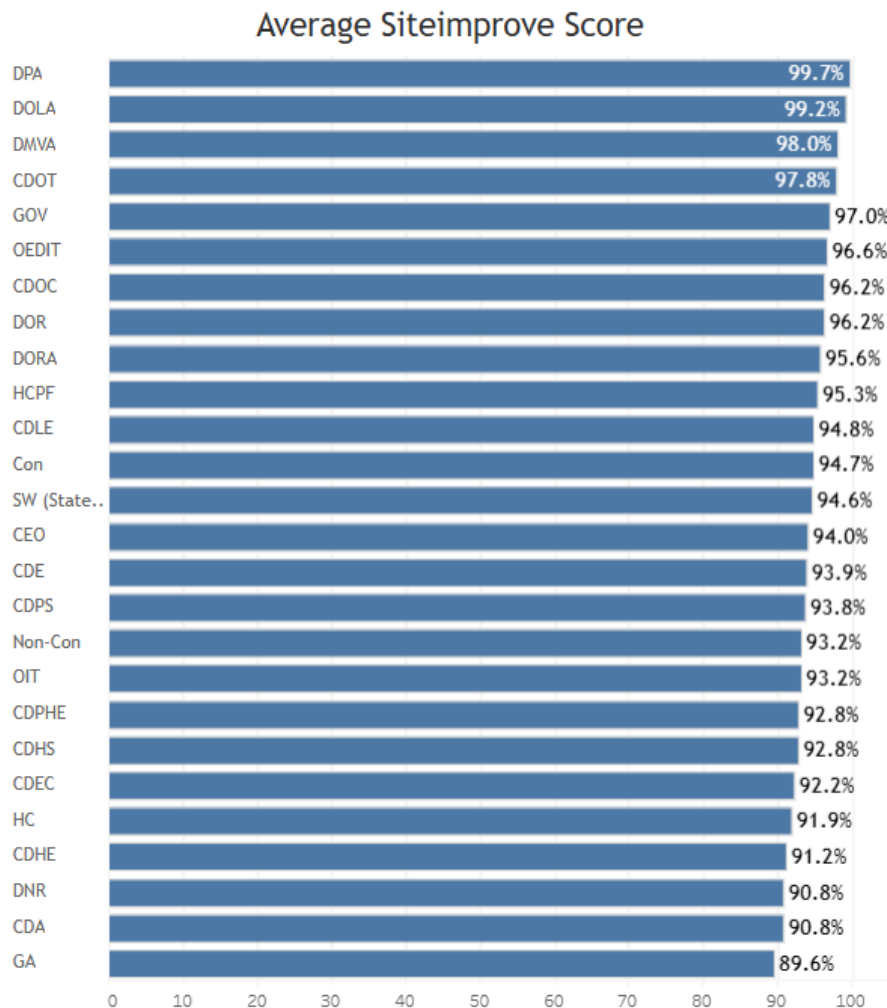
DOLA may charge for copying and staff time for requests requiring over two (2) hours of staff time or more than 25 pages of hard copy documents. Fees are up to \$30 per hour for staff time and \$0.25 per hard copy page, in accordance with § 24-72-205(5)(a) and (6)(a), C.R.S. Requestors are encouraged to include specific details in their request such as the documents sought, relevant search terms, date ranges, and email addresses.

Start Form >

-
- One of the first phases of DOLA's modernization effort involved a major restructuring of content. Previously, multiple divisions shared constrained space on a combined Department website, often requiring users to dig through pages unrelated to their needs. Between 2023 and 2025, DOLA successfully separated and migrated division content into stand-alone websites—each intentionally designed so that every page is dedicated entirely to the respective division. This realignment has significantly improved navigation, reduced confusion, and ensured that residents, partners, and local governments can find the information relevant to them without wading through unrelated materials.
 - Content on cdola.colorado.gov has been expanded to division-wide websites, including the release of separate websites for the [Division of Property Taxation](#), [Division of Local Government](#), [Division of Housing](#), and [Board of Assessment Appeals](#).

- The [Assessor Reference Library](#) website was also created, transforming what had been a 1,000-page PDF document into a fully online, searchable resource that can be updated quickly and continuously to reflect the most current information without a distribution delay.
- As new division sites were built and long-overdue content gaps were addressed, DOLA's digital presence expanded dramatically. In Spring 2023, the Department's total page count stood at 473 pages. By November 2025, that number had grown to 1,827 web pages—an increase driven not by clutter, but by intentional growth in meaningful content, new programs, interactive tools, and resources. This includes the development of interactive tools such as the DPT Localities feature, the DLG Funding Directory, and the upcoming DOH Funding Directory, which make it easier for users to find tailored funding and program information. Major resource expansions also include the creation of the Assessor Reference Library website, which transformed a 1,000-page PDF into a fully online, searchable resource that can be updated quickly and continuously without delays in distribution. In addition, the State Land Use and Housing Legislation initiative alone has added more than 60 new web pages featuring toolkits, webinars, templates, and implementation resources for local governments and partners. Further, the search function previously did not include PDF content in its search results. Moving PDF content to web pages expanded the search results to improve the chance of finding the content that users wanted. Additional updates include converting linked documents into fully accessible web pages to make information easier to find and use. This expansion reflects both the breadth of DOLA's mission and the Department's commitment to providing comprehensive information directly to the consumer.
- To better reach multilingual communities and people with disabilities, DOLA strategically transferred many documents from downloadable file formats to fully accessible web pages. This shift leverages the website's built-in language translation tools, making content more discoverable and removing the common barrier of non-translated PDFs. Importantly, moving content onto web pages also allows both the website and external search engines to index and log the information, ensuring it appears in search results—further expanding access for all users. This transition has significantly expanded access for residents whose primary language is not English and reflects DOLA's inclusive approach to information dissemination.
- To ensure quality—not just quantity—DOLA undertook a detailed review of every single web page alongside subject matter experts (SMEs) from each division. This collaborative effort ensured accuracy, relevance, and removal of outdated content, including broken links. SME engagement brought greater clarity and alignment with current programs, legislation, timelines, and community needs. Because of this depth of review, DOLA's websites are now among the most accurate and consistently updated in state government.

- In alignment with House Bill 21-1110 and DOLA's commitment to equitable digital access, the Department executed significant accessibility remediation across all sites. This included correcting structure, tagging, headings, links, color contrast, alt-text, document remediation, and more. A third-party scoring tool used statewide consistently places DOLA near the top of all state entities in accessibility scores. This independent validation underscores the technical rigor and sustained effort invested in ensuring that all residents—including those using assistive technologies—can access DOLA's information without barriers.



- Over 85% of all documents on DOLA websites have been fully remediated to a level higher than is required by state or federal regulations.
- Remaining documents continue to be reviewed based on usage data, with remediation priority given to the most frequently accessed files.
- All new documents undergo an accessibility check before being published online.

- In mid-2023, DOLA added a “Was this content helpful?” survey to the bottom of 90% of all of its web pages. This tool provides real-time public feedback directly tied to individual pieces of content.

^ Was this content helpful?


This form should be used to report problems or issues with this website. Questions pertaining to a program or service provided by DOLA should be addressed to contact information located on the specific program pages.

Was this content helpful? *

- ☐ Yes
- ☐ No

Additional Feedback

☐ I'm not a robot
reCAPTCHA is changing its terms of service.
[Take action.](#)


reCAPTCHA
[Privacy](#) • [Terms](#)

Submit

The impact has been substantial:

- 2,860 feedback responses received to date, including both positive and constructive comments.
 - All feedback—positive and negative—is forwarded directly to SMEs responsible for that topic, prompting them to review and update content when necessary. Feedback is sent to SMEs within the next business day to ensure there is no lag between comments and content updates.
 - The Office of Information Technology took note of DOLA’s innovative use of this tool and contacted the Department to learn about its implementation. As a result, OIT has led a handful of other state entities to replicate this approach on their own websites—further evidence of DOLA’s leadership in effective user-centered web design.
- The Division of Property Taxation’s website received a major upgrade with the addition of an interactive mapping tool that helps users quickly identify their [county assessor and treasurer offices](#). This feature reduces public confusion, cuts down on misdirected inquiries, and improves the accuracy and speed of user self-service. This enhancement was made available entirely based on website feedback gathered from Coloradans via our websites.

- The Division of Local Government launched a robust [Funding Directory](#), allowing users to filter programs by types of funding sources. Instead of scrolling through pages of narrative text, users can now instantly locate the resources most relevant to their needs—a major step forward in transparency and usability.
- Following the success of DLG’s Funding Directory, the Division of Housing will launch its own funding directory in Spring 2026, which will provide housing partners, developers, and local governments with a clearer, more efficient way to navigate DOH’s funding landscape. This is evidence of a continued effort to improve DOLA’s resources.
- DOLA has continued to institutionalize website governance. To sustain these gains and avoid the outdated content issues that plagued earlier versions of the websites, DOLA is currently implementing quarterly SME content reviews starting in December 2025. This process creates a clear, predictable cycle of accountability and keeps DOLA’s digital resources accurate, current, and user-focused for years to come. Further, it creates a standard that DOLA will update content proactively rather than waiting for user feedback.
- Additionally, DOLA actively monitors and regularly reviews website analytics. Pages with the highest traffic receive the closest attention, ensuring they are continually refined and optimized to make navigation as clear and straightforward as possible. DOLA is currently working with OIT to improve the most frequently used page on the Division of Housing’s website, which is unique in that it receives more mobile users than desktop users. Because of this, we are re-evaluating design and content changes with a mobile-first approach to enhance usability for the majority of visitors.
- The CORA Administrator has also streamlined response management for the public DOLA web inquiries email inbox in order to address constituent requests or questions, which helps to mitigate unnecessary requests. This also ensures that all records requests that are submitted through this email are addressed by staff in a timely manner.
- DOLA has expanded on information available to constituents on the [public CORA page](#) on the DOLA website to ensure that constituents requesting records understand what a CORA request is and how the procedure works.

Google Analytics:

The following website analytics list the views by month broken down by website. BAA is not included as the website resided on CDOLA’s website until mid-November 2025. Prior to this date, it was part of the CDOLA views.

2025	ARL	CDOLA/ BAA	CRO	DLG	DOH	DPT	PFH	SDO	Totals
Jan.	7,904	55,258	3,701	68,220	147,095	72,505	4,309	23,737	382,729
Feb.	8,044	49,805	2,243	55,336	143,649	88,562	1,090	20,473	369,202

2025	ARL	CDOLA/ BAA	CRO	DLG	DOH	DPT	PFH	SDO	Totals
Mar.	9,322	50,081	3,232	65,810	122,300	77,847	1,545	19,001	349,138
Apr.	9,470	46,061	3,018	51,508	116,066	76,128	2,094	17,355	321,700
May	8,980	43,636	2,246	47,888	114,255	66,234	1,803	15,310	300,352
Jun.	7,614	39,267	2,675	47,509	118,541	50,754	1,635	14,110	282,105
Jul.	8,898	44,570	4,025	49,983	141,220	39,701	1,999	16,601	306,997
Aug.	8,531	45,051	3,027	44,216	141,136	42,896	2,432	15,056	302,345
Sept.	13,172	39,433	3,024	51,974	140,091	46,924	3,031	17,900	315,549
Oct.	7,791	47,767	3,863	49,022	132,993	49,523	2,952	21,143	315,054
Nov.	6,207	33,727	2,868	44,932	106,301	36,553	2,163	18,035	250,786
To Date	95,933	494,656	33,922	576,398	1,423,647	647,627	25,053	198,721	3,495,957

CORA Request Form

In a more targeted effort to minimize records requests, DOLA has added enhancements to the CORA request form to include:

- Information is now in both English and Spanish to educate the public that CORA is not the appropriate avenue for the most frequently misdirected requests such as rental/ mortgage assistance requests, police or accident records, and clarifies that DOLA is not a central repository for public records in Colorado. We also then provide the information on who to contact for any of those requests.

Since adding this messaging, rental assistance requests have decreased, but this has not substantially reduced the workload for the CORA Administrator because the amount of records requests still overall remains high and each request has to be managed and tracked as outlined below -

Initial Intake & Validation

- Verify that the submission qualifies as a CORA records request.

- Determine whether DOLA is the official custodian of the requested information and identify the appropriate DOLA office.
- Seek clarification from requesters when scope or intent is unclear.
- Break multi-part requests into clear, actionable components for custodians.

Email Records Retrieval

- Conduct searches in Google Vault and extract raw data files to convert them into readable formats (PDF).
- Manage time-intensive extraction and conversion steps due to system limitations.

Document Review & Compliance

- Support custodians with request interpretation.
- Review provided documents to ensure completeness, accuracy, and relevance.
- Redact PII and sensitive information as required by statute.
- Consult with the Attorney General's Office when legal review is needed.
- Facilitate internal management review and address follow-up questions.

Finalization & Recordkeeping

- Draft the official response, including explanations for exclusions or redactions.
- Update the CORA tracking spreadsheet with final metrics.
- Retain documents according to state records-retention rules.

Time Considerations

- The review process can require anywhere from 15 minutes to more than 6 hours, with one request in July 2025 requiring 11 hours of administrative review.
- Document review time varies widely due to unpredictable document volume, required redactions, and possible legal reviews.
- Email searches are particularly resource-intensive due to system limitations in Google Vault.

7. [Sen. Kirkmeyer] Why is this request General Funded? If the General Fund share of the budget is 10 percent, why isn't the cost of this position proposed proportionally? Discuss why the Department doesn't feel the indirect cost recovery plan/cash funds/federal funds should be the source of funding for this request.

Response: Currently, all of DOLA's department-wide administrative dollars are funded by the indirect cost plan; in other words, 100% of DOLA's administrative costs are funded by cash, federal, and reappropriated funds rather than 90% as would be proportional by fund source.

DOLA is suggesting that funding this position entirely by General Fund would make some headway to correct the proportional spread of funding support for DOLA administrative activities. Currently DOLA's central administrative costs are \$2.28M in FY26. 10% of this total cost would be \$228,000. DOLA's CORA Admin request is \$127,205 ongoing, which is just \$100,000 shy of correcting the fund split for the Department administrative costs.

Further, in the FY 2025-26 budget process in response to DOLA's budget amendment requesting new staff resources, JBC staff commented, "The requested staff ... will be supported from reappropriated funds, which would require the Department to increase their indirect cost collection. With many of these costs recovered from federal programs, which have increasing uncertainty, staff recommends against approval of the request." The budget request for a CORA Administrator, in addition to the justifications above, addresses the JBC staff concern of federal funding uncertainty.

Division of Housing

R-02: Mobile Home Park Grant and Loan Transfers

8. [Sen Kirkmeyer] Details/location on parks that have been assisted.

Response: To date, the following parks have received assistance from the two CDFIs with acquiring their mobile home community. DOH has awarded IDF \$13,826,193 and ROC \$14,076,193. Of those contracts, DOH has reimbursed IDF \$13,826,172 and ROC \$10,850,405. These funds helped nine parks with acquisition for a total of 424 lots and a total of 1,866 residents benefitted.

See below questions for structure of program.

Mobile Home Park	CDFI Lender	Loan Amount	Park Sale Price	Location	Lots
Valli Hi	ROC	\$1,075,405	\$1,900,000	Dumont	25 lots
Evergreen MHC	ROC	\$2,000,000	\$4,300,000	Evergreen	34 lots
Meadowood*	IDF ROC	\$3,500,000 \$2,000,000	\$18,050,000	Littleton	92 lots
Sunny Jade	ROC	\$775,000	\$1,200,000	Montrose	30 lots
Mountain Valley	IDF	\$1,1453,400	\$1,750,000	Poncha Springs	23 lots
River Village	IDF	\$3,569,908	\$3,800,000	Buena Vista	61 lots
Swiss Village	IDF	\$1,441,286	\$2,500,000	Ouray	20 lots
Mountain Valley*	IDF ROC	\$1,790,886 \$2,000,000	\$15,500,000	Carbondale	64 lots
Aspen Basalt*	IDF ROC	\$2,070,712 \$3,000,000	\$26,500,000	Basalt	75 lots

**Due to the large sales price, IDF and ROC both provided loan funding in order to support the residents with acquiring the property.*

The Technical Assistance and Stabilization Grant Program has awarded \$7,076,193 to Thistle Roc.

Thistle Roc's role includes helping residents navigate the complex process of purchasing their parks—an effort that requires understanding real estate transactions, cooperative governance, and park operations. This technical assistance is critical in giving residents the tools they need to take control of their housing security.

As of December 1, 2025, \$2,003,850.85 of the \$7,076,193 award has been paid out for technical assistance. This has supported staff costs for providing technical assistance to various mobile parks throughout the state that have and/or are inquiring about the process to purchase their mobile home community. Thistle ROC has supported 8 communities with successfully purchasing their park, with one under contract and two in progress. Thistle ROC has also made contact with 44 other parks in the State that, unfortunately, will not have the capacity or ability to purchase their community.

In addition to technical assistance, Thistle is providing rent stabilization grants to parks that have transitioned to resident ownership. These grants are essential because, following acquisition, lot rents often need to increase to cover operating costs and new debt service. For many households in these communities, such increases would be unaffordable and could lead to displacement. The stabilization grants help offset or entirely prevent rent increases, preserving affordability for the most vulnerable residents.

As of December 1, 2025, Thistle Roc has paid out \$2,003,850.85 of the \$7,076,193 award for the rent stabilization program to support 13 mobile home communities in areas such as Milliken, Durango, Glenwood Springs, Littleton, Ouray, Montrose, Johnstown, Leadville, Basalt, Carbondale, Boulder and Dumont.

9. [Rep. Sirota, Sen. Amabile] Elaborate on how you calculated the assumed impact of serving 7-10 fewer parks if this request is approved. Clarify whether the whole \$2.8 million loss would be to technical assistance/stabilization grants. Does that assistance only go to parks who receive the acquisition assistance, or can it go to parks where the program was not involved in the acquisition?

Response: That is correct, DOLA R-02 notes that \$2.8M could serve an additional 7-10 parks with technical assistance and rent stabilization, rather than acquisition, with a range of \$280,000 - \$400,000 per park. The estimate of 7-10 parks was arrived at by DOLA's partner Thistle ROC, assuming that grants to any single park could not exceed \$400,000 due to grant caps, and assuming that a minimum amount to be impactful would be \$280,000. The number of parks served per year may vary year to year within this grant range, depending on park selection and funding availability. That assistance can go to parks where the program was not involved in acquisition.

10. [Rep. Taggart and Sen. Kirkmeyer] Questions about cash flows and why this is spread out over 7 years instead of a lump sum up front. Discuss interest earnings and administrative fees collected from CDFIs. How quickly are the loans exhausting the corpus?

Response: The table below was provided in the department's decision item R-02. You'll note the large starting balances for FY26 that start to reduce over the next three years. Those are related to the performance grants that are provided to the CDFIs and technical assistance grantee, Thistle Roc.

As of August 1, the MHPL fund contains approximately \$19,963,475 in fund balance, of which \$17,990,603 is encumbered and \$1,875,234 is unobligated and not set to be awarded which supports 1.5 FTE. While those funds are currently encumbered, the CDFIs and technical assistance grantee are paid out on a reimbursement basis, and DOH anticipates those grants will be fully expended by FY28. In the meantime, those obligated funds are earning treasury interest and DOH is receiving an admin fee for the next three years. DOH does not receive any interest earnings from the loans that the CDFIs lend out. See the answers below on how this is technically not a revolving loan fund for DOLA, but instead was seed money to CDFIs for them to have a revolving loan fund for the purposes set forth in the bill.

A	B	C	D	E	F	G	H	I
Fiscal Year	FY Starting Balance	Interest Rate	Interest Revenue	Projected Expenditures	Admin Fee	FTE	Reduction	FY Ending Balance
FY26	\$ 19,963,475	3.6%	\$ 559,719	\$ 13,246,004	\$ 139,512	\$ 108,0000	\$	\$7,308,702
FY27	\$ 7,308,702	3.4%	\$180,216	\$ 3,964,000	\$ 139,512	\$81,000	\$ 400,000	\$3,183,430
FY28	\$3,183,430	3.1%	\$83,267	\$ 754,722	\$ 139,512	\$ 83,430	\$ 400,000	\$2,168,056
FY29	\$2,168,056	3.1%	\$66,940	\$ -	\$	\$ 85,933	\$ 400,000	\$1,749,065
FY30	\$1,749,065	3.0%	\$51,972		\$ -	\$ 88,511	\$ 400,000	\$1,312,526
FY31	\$1,312,526	3.0%	\$38,658		\$ -	\$ 91,166	\$ 400,000	\$860,018
FY32	\$860,018	3.0%	\$24,856		\$ -	\$ 93,901	\$ 400,000	\$390,973
FY33**	\$390,973	3.0%	\$10,551		\$ -		\$ 400,000	\$1,524
FY34	\$1,524	3.0%			\$ -		\$ 400,000	\$ (398,476)
FY35	\$ (398,476)	3.0%			\$ -		\$ 400,000	\$ (798,476)

** Final year of \$400,000 transfer

DOLA recommends a \$400,000 decrease over seven years rather than a lump sum for two reasons: 1. a single reduction in FY 2026-27 would be less than \$2.8M over seven years as the fund would not have time to accrue interest and admin fees. 2. The program is still winding down; DOLA takes a conservative approach in order to avoid an insufficient fund balance while staffing charges are still being expensed to the funds.

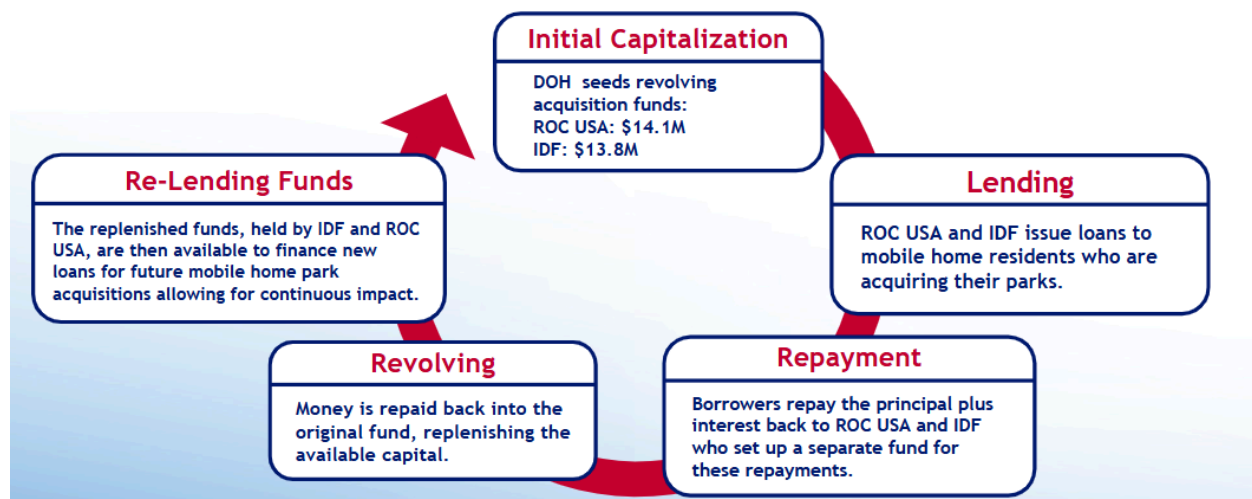
11. [Rep. Taggart] Is there a cap on the loans? Discuss the amount needed for park acquisition and whether the program loans the whole amount for an acquisition.

Response: The agreements allow up to 90% of the loan-to-value (LTV). For example, if the purchase price is \$200,000, the Loan Amount equals \$180,000 (\$200,000 times 0.9 [LTV]). In this example, eligible homeowners at mobile home parks across Colorado would need \$20,000 in order for the loan to be approved. However, homeowners often cannot generate the necessary finances.

DOLA's role in this process is to use the Mobile Home Park Resident Empowerment Loan and Grant Program Fund to step in with the \$20,000 bringing the CLTV to 100%. The remainder, the \$180,000 (Loan Amount), is financed by other funding provided by the Community Development Financial Institution (CDFI) or bank willing to take on additional risk in support of low and moderate-income borrowers.

Any percentage higher would require written approval from the State. Of the nine parks that have been assisted, loan funding has been provided to cover part of the purchase price, but not the full price due to the 90% LTV/CLTV limit. With parks starting to list at a higher purchase price (sometimes well above the appraised value), there is not enough capital available to cover the full price nor could a loan be provided in an amount that exceeds the appraised value. Additionally, DOLA is tracking over 100 park sales that recently came on the market.

12. [Rep. Brown] Suggested a flow chart of how this funding works and how the program looks with and without the proposed transfers.



Response: The program distributes funds for two purposes, park acquisition, and park technical assistance/rent stabilization. The flowchart above shows how the acquisition function works. The park technical assistance/rent stabilization does not have a flow chart above, but looks like a typical direct grant from DOLA to DOLA's vendor, Thistle ROC, who performs this work and then gets reimbursed. The budget request would not affect the program's park acquisition operations because in the past year acquisition costs have skyrocketed and \$2.8M is unlikely to support a single park acquisition in today's market.

With the \$400,000 transfers being made, the program cash flow is modeled in the table in Question XX above. If no transfers were being made to the general fund from MHPL, DOLA would instead award \$2.4M in FY27 in technical assistance grants, and then award any remaining balance FY29 after remaining program administration costs have wound down.

13. [Sen. Kirkmeyer and Rep. Sirota] Describe how the revolving loan process works. Elaborate on how the money gradually leaves the State's cash fund and stays with the CDFIs in perpetuity.

Response: This is not a revolving loan fund for DOLA, but instead was seed money to CDFIs for them to have a revolving loan fund for the purposes set forth in the bill and for providing grants for technical assistance. The performance grants to the CDFIs and the grant to the technical assistance provider are on a reimbursement basis. As they have eligible expenses, DOH provides reimbursement. As those reimbursements grow, the cash fund balance decreases. The MHPL cash fund will eventually go down to zero with no additional infusion of cash provided by the legislature.

14. [Rep. Sirota] Discuss structure and guardrails with the CDFIs. Clarify whether they will continue to use funds for mobile home park acquisition assistance as it is paid back over the next 10-20 years.

Response: The CDFIs were required to provide copies of their Lending Policies and Procedures prior to entering into an agreement with the state. These policies and procedures were reviewed by staff and incorporated into their agreements to ensure consistent lending practices throughout the term and to confirm that all loans comply with the program note requirements outlined in their agreements with DOH. The CDFIs must maintain a separate account to receive principal payments from borrowers on program notes. After the fund-expenditure end date, they may use these funds for any purpose aligned with their affordable housing mission, provided they continue to report on their use for as long as any program notes remain outstanding. The CDFIs intend to continue revolving these funds for the same activities for which they were originally awarded, given their mission-driven focus and the limited capital available to support the acquisition of mobile home parks.

15. [Rep. Taggart] What is the demand for this program? Are there enough motivated sellers and buyers to actually serve the additional parks? Is there demand from both sides?

Response: Thistle ROC reached out to 44 separate parks in Colorado and, of those, all residents currently do not have the capacity or ability to purchase their community. Below is additional information. Additionally, DOLA is tracking over 100 park sales that recently came on the market.

There are currently ten mobile home parks in Thistle ROC's pipeline as they assess whether acquisition is feasible. Five of these communities have received notice, and four have estimated purchase prices exceeding \$45 million. These four are larger parks, each with more than 200 lots. It is still unclear whether the owners are motivated to sell to the residents or whether there is sufficient resident interest to pursue a purchase. One of the five to have received notice has already contacted Thistle to learn more about what it would take for residents to acquire their community. Among the remaining five parks that have not yet been noticed, one park in Mancos has been confirmed as having an owner interested in selling to the residents, while the other four are still being evaluated.

Division of Local Government

R-03: Peace Officers Mental Health Grant Program

16. [Sen. Amabile and Rep. Taggart] Why is this program in DOLA? Shouldn't it be a responsibility of the Behavioral Health Administration?

Response: This program was created and placed in DOLA by the General Assembly via HB17-1215. DOLA has the ability to quickly and effectively launch grant programs and has a history of working closely with local governments and their law enforcement agencies. This program provides direct financial support to local governments so that they may provide critical mental health support to the law enforcement community through mental health services, peer support, and co-responder programs. DOLA has successfully administered this program for several years and has developed strong relationships with the grantees. At the time this program was created, the Behavioral Health Administration did not yet exist. While arguably either agency could run the program, changing administrators at this juncture would potentially disrupt service and incur additional costs. We believe that DOLA is the best agency to distribute these funds because we have a long standing relationship with local governments and that relationship has allowed for trust and utilization of these funds for services that traditionally have had a stigma in this type of profession.

17. [Rep. Sirota] Of all of the peace officers out there, what percentage are we actually supporting with this program?

Response: According to 2023 data with the Bureau of Labor Statistics Data, there are an estimated 12,290 police officers in Colorado. The following data is based on actual POMH grantee expenditures from July 1, 2024 - June 30, 2025:

- POMH grantees were reimbursed more than \$2M for counseling related services resulting in more than 22,000 counseling sessions for peace officers and their immediate family members. Due to the private nature of counseling sessions, we do not know the breakdown on first time or one time visits vs recurring visits, but based on dates of services provided, it appears very likely to be an extremely wide range of peace officers and families utilizing counseling services.
- The POMH program provided more than \$300K for peer support related activities and nearly \$600K in training, education and other POMH eligible activities.

Not all law enforcement personnel will avail themselves of these services. However, availability of these services is critical given the exposure to trauma and higher rates of depression and PTSD among police officers. A study by the National Institutes of Health indicates that police officers are 54% more likely to commit suicide than the general population and they are more likely to die by suicide than being killed in the line of duty. This program is definitely making a dent in overall need, especially when considering that regular insured counseling is often insufficient for the needs of peace officers and various other eligible activities are not insured activities.

18. [Rep. Brown, Sen. Amabile] Are there services being funded by this program that would not otherwise be covered by insurance? Why are these services a grant program and not covered employee benefits?

Response: DOLA's understanding is that there are many services supported by this program that are not reimbursable through insurance. Additionally, even where insurance is available, other barriers such as stigma, time constraints, and copays for officers on limited income could prevent the receipt of services. Below is a breakdown of eligible program activities, split by those that may be covered by insurance and those that are not.

Through anecdotal evidence from grantees, DOLA developed the following table of POMH activity insurance coverage.

Explaining Insurance Coverage	
What's Covered*	What's Not Covered*
<p>Many local insurance plans cover a portion of the cost of mental health care but:</p> <ul style="list-style-type: none"> • Counseling sessions (limited) • Mental health services covered (limited) • Copay can be a barrier 	<ul style="list-style-type: none"> • Peer support programs • Designing programs to support officers involved in shootings and/or fatal use of force • Co-responder/community-based alternative responses (such as ride-along programs). • Education programs on how to recognize mental trauma
*Information provided is based on responses from Grantees surveyed.	

We are constantly communicating with our grantees and there are many reasons why employee benefits are insufficient for the needs of the peace officers. The following are recent testimonials from a few grantees:

- Insurance only covers 5 appointments through one provider, with additional costs for further appointments.
- Our health insurance covers a portion of the costs for mental health services, depending on the provider being used. However, this grant allows us to supplement the services and information available to our peace officers anonymously. This grant provides access to service referrals, information, and supports access to our Peer Support team and providers.
- Our health insurance plan does not cover all counseling services for Peace Officers and their immediate family members. However, it does provide coverage for certain services, limited to the providers and treatments authorized by the plan. This partial coverage ensures that some mental health support is available, though it may not encompass all the specialized services that our officers might need.
- Our Local Government lacks the funding to create and continue comprehensive behavioral health services and wellness programs; most importantly they cannot support training and education programs to prevent and treat job-related trauma.
- We would not offer the services that the POMH grant is currently covering due to not having enough general fund allotment for mental health services.

- Our health insurance covers traditional outpatient counseling, but NOT the full scope of mental health services that peace officers require—particularly embedded, culturally competent, on-site services, rapid post-critical-incident response, and proactive wellness programming. b/c. Insurance models are medical and diagnosis-based. Law enforcement needs occupational-specific, immediate, and preventive care, which falls outside what insurance reimburses.
- Our health Insurance does not cover the cost of counseling services; the cost is too high to be covered for most providers. For the providers that health insurance does cover, there is a waiting list that is often months long to even get started in services.

As indicated above, services available through health insurance are generally not adequate for the needs of this population. Additionally, increasing benefits instead of providing grants would not directly support many of these functions such as peer counseling.

19. *[Rep. Sirota, Sen. Kirkmeyer]* This is a local government responsibility - why should the State be funding this?

Response: There is not a general consensus as to whether States should support peace officer mental health services or if this is an issue that can and should be covered at the local level. Other states, including California, Texas and our neighbors in Utah and New Mexico have State-funded programs that support local law enforcement with mental health supports. Colorado’s General Assembly passed bipartisan legislation in 2017 to provide these mental health supports to the law enforcement community and again, in 2019, bipartisan legislation was passed to expand the program. The passing of Proposition 130 in 2024 also indicates strong public support for state level funding for our law enforcement community.

Every state has some mix of local and state expenditures for law enforcement and local governments typically pay the larger share. The primary argument for State support is to provide a level of equity and standardization of supports across the State. Ultimately, this is a funding decision that falls under the purview of the General Assembly.

Current program participation indicates that there is demand for these resources. If these funds were to be reduced, the Division recommends: 1) considering needs-based award criteria that considers local capacity, and/or 2) reducing funding over time rather than all at once in order to give local governments an opportunity to find alternative funding for these essential supports.

20. *[Staff Addition]* Do we know whether or to what extent local governments would provide these services anyway in the absence of grant funding?

Response: As indicated in the testimonials below, we know that there are local governments that wouldn't provide these services without the POMH program, and at a minimum, most local governments would provide reduced services without supplementing costs with this program. We also know that there is an assumption that if this grant funding is eliminated, then local governments will provide the services because "they have to provide them" for their employees, but grantees and other law enforcement partners tell us this is not the case. There are many local governments that are not providing those services now, so we expect that by eliminating the grant, many services will be eliminated or reduced to base-level services not specifically designed for the struggles of peace officers. In general, the needs for peace officers are often quite different from the needs of other government staff, especially for behavioral health, and therefore are more expensive. It's also important to note that this program provides funding for many activities that are not insurable and may only exist because this program provides reimbursement for those costs.

The following are actual recent testimonials from current participating law enforcement agencies:

- We would not offer the services that the POMH grant is currently covering due to not having enough general fund allotment for mental health services.
- Our POMH funding is for Peace Officer specific programs, such as peer support, additional counseling, and resources. Our local government would not pick up these costs since the services are not for all local government employees.
- POMH funding is essential for the continuation of the City's mental health program for Peace Officers. Without this funding, we would be unable to provide the program without eliminating many key components. The POMH program provides a trusted, confidential space for officers to process trauma, manage stress, and build resilience. Officers have reported feeling more supported and less isolated, which directly contributes to improved morale, retention, and community engagement. The program's value lies in fostering long-term wellness and professional sustainability, benefits which could not be provided through our insurance coverage alone.
- This program dovetails well and strongly supports the local government's efforts to provide functional and credible behavioral health services to our peace officers. The program allows us to further ensure that all peace officers have access to information and services that recognize and address the specific concerns of peace officers relative to maintaining their behavioral health while properly serving in their role as peace officers.
- This program not only covers additional mental health services for peace officers, but it also covers Co-Responder services for our community. If this funding is eliminated, our Co-Responder team will face significant financial stress-and the salaries covered through POMH may not be picked up by our county budget.
- Our local government would retain the full-time Police Psychologist it already funds. However, without the POMH-funded Counselor, the department would lose approximately half of its current capacity, leading to significant unmet need.
- Our Local Government lacks the funding to create and continue comprehensive behavioral health services and wellness programs; most importantly, they cannot support training and education programs to prevent and treat job-related trauma.

- Our general fund does have a budget to cover counseling services; however, our peace officers use above and beyond that amount, which is why we have been using this grant program for years and years now.

R-05: Childcare Facility Development Grants

21. Briefly describe the toolkit/technical assistance resources and planning grants.

Response: DOLA has partnered with nonprofit consultant partners to develop a [Child Care Facility Development Toolkit](#), which is an introductory learning series designed to guide users to understand the critical need for child care facilities, highlight opportunities to support these needs, and inform key elements of design requirements, development processes, and funding sources. The resource includes carefully curated modules with brief recorded webinars and additional resources.

The technical assistance helps selected recipients (including local governments, developers, and key partners) in a cohort to apply and expand on the information in the toolkit, providing technical assistance as they learn each module to plan for future projects. In FY2024-25, DOLA assisted the inaugural cohort. In FY2025-26, DOLA is providing two separate cohorts with this assistance offering (fall 2025 and spring 2026). Limited technical assistance is also provided to communities not participating in the cohort.

Finally, DOLA has offered one round of planning grants, awarding 4 local governments the full \$75,000 set aside plus \$66,400 from the Buell Foundation, who offered to fund the gap so that all deserving applicants could receive full funding for their planning projects. These plans are critical to laying the groundwork for project implementation.

22. [Rep. Sirota] After the funding is eliminated, will the toolkit and technical assistance continue on? Will it ever be updated?

Response: Since it is published on DOLA's website, the toolkit will continue to serve as a resource with recorded webinars and other helpful resources. DOLA does not currently have plans to update the resources without additional funding. Direct technical assistance from the State will no longer be provided once the funding is eliminated.

Other Grant Programs

23. Targeted Crime Reduction Grant Program (Briefly describe what this program does.)

Response: This program invests funds into the north Aurora, southeast Colorado Springs, Grand Junction and Trinidad communities to support programs, projects or initiatives that are aimed at improving academic achievement, strengthening families through trauma recovery, providing support to crime survivors, increasing employment and reducing recidivism. Additionally, the program provides opportunities to facilitate neighborhood connections, community engagement, leadership development and increase safety throughout each of these communities. In total, 22 organizations received grants through this program for the 2025-2026 program year. The program has a strong evaluation component and throughout its duration, continues to produce significant outcomes of making positive impacts in each of the communities.

From July 2024 - June 2025, outcomes included, 100% of program participants did not return to incarceration, 97% of program participants obtained employment, started business or completed a training/apprenticeship program, 99% of student participants successfully moved to the next grade level or graduated high school.

24. [Rep. Sirota] Talk about sunset process. Would a bill to extend be in the 2026 or 2027 session?

Response: Per C.R.S. 24-32-120 (3) “This section is repealed, effective September 1, 2027. Before such repeal, the department of regulatory agencies shall review the justice reinvestment crime prevention initiative pursuant to section 24-34-104.

Per C.R.S. 24-34-104 (5) (a) “...The department of regulatory agencies shall submit a report and supporting materials to the office of legislative legal services no later than October 15 of the year preceding the date established for repeal and shall make a copy of the report available to each member of the general assembly.”

(b) “the department of regulatory agencies shall submit its report to the office of legislative legal services for the preparation of draft legislation based solely on specific recommendations for the legislation set forth in the report. The department of regulatory agencies shall submit the report to the office of legislative legal services no later than October 15 of the year preceding the date established for repeal. The office of legislative legal services shall prepare the draft legislation before the next regular session of the general assembly for the committee of reference designated in section 2-3-1201, C.R.S., and shall submit the report from the department of regulatory agencies to the designated committee of reference.”

Based on the timeline above, the committee of reference would not have access to the sunset report conclusions until the 2027 session.

25. Public Defender/Prosecutor Behavioral Health Grant Program (Questions sent to OSPD and CDAC.)

Response: This is strictly a pass-through of dollars from DOLA to OSPD and CDAC. DOLA has no opinion as to whether or not it should serve as the pass-through agency.

Energy/Mineral Impact Assistance Funds; Severance Tax Transfers

26. [Sen. Kirkmeyer] Please provide the following information: 1. Approved/outstanding EIAF loans. 2. Total amount and detail on grants approved in prior fiscal year and recent cycle. 3. Number and administrative costs of FTE working on EIAF programs. 4. Discuss special initiatives that were earmarked from the grant program in recent years. 5. Provide a full accounting of expenditures from the fund.

Response:

[Approved/Outstanding EIAF Loans](#)

We currently have 8 outstanding loans with the last loan issued in 2010 (no recent loans have been made). EIAF Loans have not been competitive with an interest rate of 5% set by statute 39-29-110. SB25-037 amended the interest rate to be commensurate with an AA-rated ten-year municipal bond rate averaged over the previous six months, at the time of application. This amendment to CRS 39-29-110 allows DOLA to be more competitive and we are experiencing more interest from local governments.

Total amount and detail on grants approved in prior fiscal year and recent cycle.

Response:

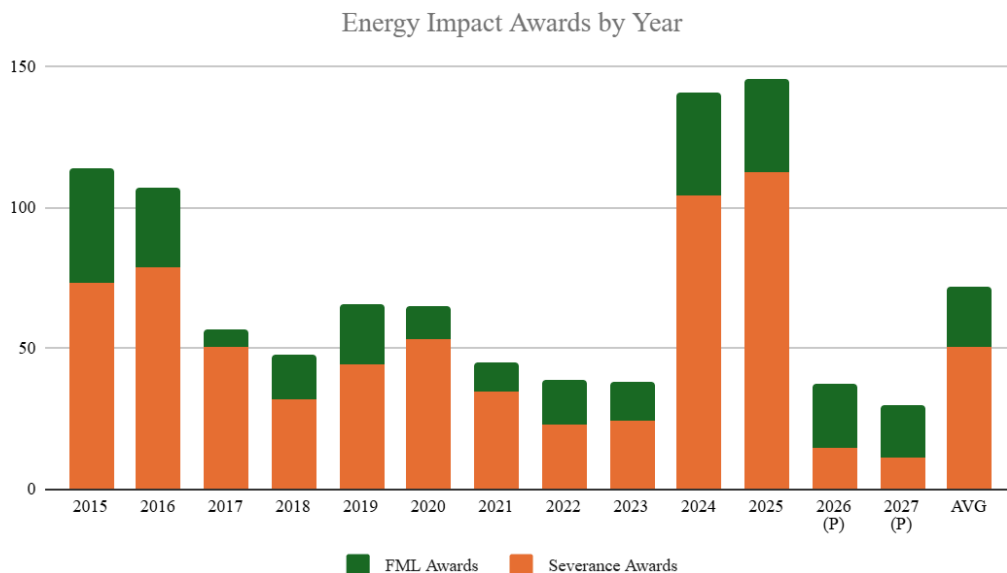
There was a total of \$146,740,080 awarded in FY 2025. Awards in the FY25 grant cycle included three special initiatives:

- \$21,500,000 in Climate Resilience Challenge,
- \$43,247,006 in More Housing Now, and
- \$5,892,815 in Main Street LIVE.

\$12,000,000 was awarded in FY 2026 that was announced in the grant cycle that opened in March 2025.

For more detailed award information, see Appendix B.

These total numbers can be misleading as we’ve had record low years in FY22 and FY23 followed by record high years in FY24 and FY25, and we are projected to again have record low years in FY26 and FY27. See the graph below for FY awards over time followed by an “average” year.



Number and administrative costs of FTE working on EIAF programs.

In FY 2024-25, personnel costs charged to EIAF funding sources totaled approximately \$1.8M. Below is a summary of those costs.

- Personnel working directly on EIAF programs (Denver office) consisted of 2.5 FTE: a Program Manager, Program Specialist, and 50% of a Financial Assistance Manager. Salary and benefits for these positions totaled an estimated \$270k in FY25.
- Other FY25 Administrative Costs include travel expenses for EIAF staff and the EIAF Advisory Committee, training, workshops, communications, etc.; estimated for FY25 as \$74k.
- An estimated 25% of management/operations staff time: \$288k.
- In addition, the Division's eight regional managers and four regional assistants work closely with local governments on EIAF project development. Salary and benefits attributable to EIAF in FY25 came to an estimated \$1.2M.

Discuss special initiatives that were earmarked from the grant program in recent years.

Please see Appendix C for detail on special initiative spending by fiscal year from 2021 to 2026.

DOLA had a Broadband Planning & Infrastructure Initiative from FY2020-21 to FY2023-24 for a total of \$17,500,000.

The Renewable and Clean Energy Challenge established in 2019 was continued through FY 2020-21. Renewable and clean energy components are encouraged for every application submitted for EIAF funding.

More Housing Now was established in FY 2023-24 through FY 2024-25 with a total of \$60M to support local governments with planning and infrastructure to increase the opportunity for affordable and attainable housing development.

The Climate Resilience Challenge was established in FY2023-24 through FY2024-25 with a total of \$35M for planning and implementation that promotes and integrates climate resilience projects that capture multiple objectives including adaptation, mitigation and high-risk vulnerabilities.

Main Street LIVE was established in FY 2023-24 with a total of \$17.5M for the planning, design and engineering, and construction of Main Street public infrastructure and facilities.

As referenced in Appendix C, there are no Special Initiatives planned for FY 2025-26.

Provide a full accounting of expenditures from the fund.

DOLA created a slide deck to walk through the FY25 expenditures from the EIAF. See Appendix D.

27. [Staff Addition] Information about the impact scoring system, the formula used for the direct distribution calculations, and data about number of counties/local governments receiving direct distribution funds.

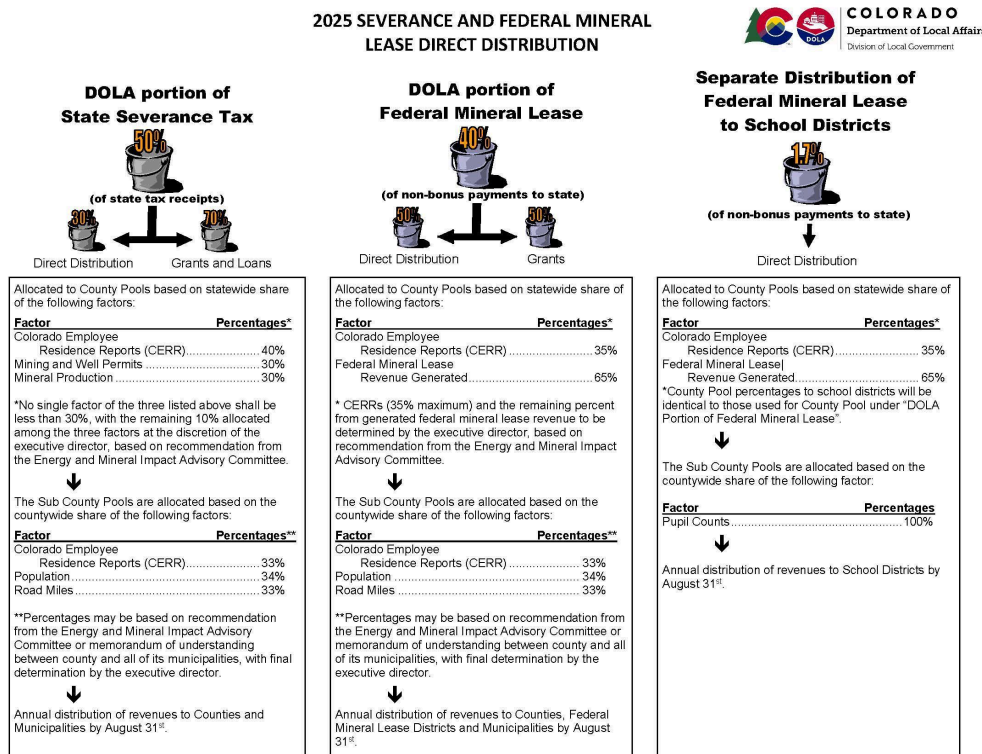
Response:

EIAF Scoring System

The EIAF scoring system was developed at the start of the Ritter Administration at the direction of the executive director of DOLA. It has been in use ever since, and has been updated from time to time. EIAF applications were evaluated on a 100-point scale across six main criteria. The six criteria include energy/mineral impact, demonstration of need, priority, community goal and outcome, local effort/match, project readiness and resiliency. The evaluation is conducted by DOLA staff (for Tier I applications <\$200,000) and the Energy Impact Assistance Advisory Committee (for Tier II applications \$200,001-\$1M).

The EIAF Advisory Committee is an advisory body authorized by C.R.S. 34-63-102 that plays a key role in reviewing grant applications for the program. The committee reviews Tier I staff recommendations before they are submitted to the DOLA Executive Director for final action. The committee conducts a formal review of Tier II applications at a public hearing where applicants are given the opportunity to present their grant request and answer any questions from the Committee members. Following the presentations, the Committee develops its funding recommendation for staff to review before submitting to the DOLA Executive Director who is responsible for making all funding decisions.

Formula for Direct Distribution



Factor Weights for County Pools:

Factor	Severance Tax	FML County/Municipal	FML School District
Colorado Employee Residence Reports	40%*	35%**	Same as County/Municipal
Mining and Mineral Permits	30%*	--	--
Mineral Production	30%*	--	--
FML Revenue Generated		65%	Same as County/Municipal

Factor Weights for Sub-County Pools:

Factor	Severance Tax	FML County/Municipal	FML School District
Population	34%	34%	--
Colorado Employee Residence Reports	33%	33%	--
Road Miles	33%	33%	--
Pupil Count	--	--	100%

Direct Distribution Recipient Data

Distributions in Program Year 2025: See Appendices E, and F for a full list of distribution amounts to counties and schools in 2025.

The data used for the direct distribution calculation comes from various sources. The agency and data provided by each agency are listed below. The data used are the most recent year available (i.e., the previous calendar year). Once the various data sets are received, each data set is cleaned and standardized to be converted into index values multiplied by factor weights to calculate direct distribution amounts.

Agency	Data
DOLA - Division of Local Government	Colorado Employee Residence Reports (CERRs).
DOLA - Division of Property Tax	Land value of producing mines by county.
DOLA - State Demographers Office	Population estimates.
DNR - Division of Reclamation Mining and Safety	<ul style="list-style-type: none"> • All mine permits by county that are considered active for the previous calendar year, from both producing and non-producing mines. • Coal production by county.
DNR - Colorado Energy and Carbon Management Commission	<ul style="list-style-type: none"> • New oil and gas permits issued by the county for the previous calendar year. • Oil (barrels), natural gas (MCF), and CO2 (MCF) production by county for non-stripper wells.
Colorado Department of Education - Public School Finance	Pupil count.
State Treasury	<ul style="list-style-type: none"> • Road miles per county/municipality (with CDOT as the subject matter expert) • Federal mineral lease revenue by county.

28. Are counties with an impact score of 0 eligible to apply for EIAF grants? How often do the impact scores change?

Response: All political subdivisions of the State of Colorado (local governments) and regional Councils of Governments are eligible to apply for grants or loans through this program. However, many will score lower on the energy and mineral impact portion of the scoring criteria and be far less competitive. It's also worth noting that while a community may not have measurable energy impact (under our criteria), they may still have impacts from energy development in adjacent jurisdictions (such as air/water pollution, coal trains/oil trucks traveling through their communities or economic impacts from losing workforce to higher paying jobs in the oil fields of producing jurisdictions).

Common Questions:

1. Please provide a breakdown of your department's total advertising budget for the current and prior fiscal year. Specifically:
 - a. What is the total amount budgeted and expended on advertising and media placement type?

Response: DOLA does not have a dedicated budget in any departmental programs for advertising or marketing. However, from time to time, the department makes purchases as appropriate. These decisions are made based on programmatic need in alignment with budget availability for broader program administration.

- BAA - BAA does not have any amount budgeted for or expended on advertising or media
- DPT: The State Board of Equalization did invest \$100 in marketing on LinkedIn for replacement of the Property Tax Administrator position. Similarly, DPT spent \$359 through the International Association of Assessing Officers to support candidate recruitment. These were one time expenditures.
- DOH: The Division of Housing made a single purchase of \$205.55 to the Denver Post for a public notice related to the Federal Housing Choice Voucher Program's required public hearing for the Annual and 5 Year Public Housing Agency Plan. DOLA is required to publish a notice of this public hearing in a publication of mass-consumption to gain the largest possible audience
- DLG: DLG does not have any amount budgeted for or expended on advertising or media.
- EDO: EDO does not have any amount budgeted for or expended on advertising or media.

b. How are those advertising dollars allocated across different media types (e.g., television (national/local/cable), radio (terrestrial vs streaming), SEM, digital (display, YouTube), connected TV, social media, print, outdoor, etc.)?

Response:

- BAA: N/A
 - DPT: A total of two purchases in FY2025-26, both to advertise the position of Property Tax Administrator. Digital marketing on LinkedIn as well as a job posting by and for the members of the International Association of Assessing Officers.
 - DOH: Local print advertising.
 - DLG: N/A
 - EDO: N/A
- a. How much of that spending is directed to Colorado-based or local media outlets? How is the media currently purchased?

Response: In FY 2024-25 and FY 2025-26 (as of November 21), DOLA spent a total of \$664.55 on advertising and marketing. \$205.55 or 31% went to a Colorado-based media outlet (Denver Post), \$459 or 69% went to companies outside of Colorado (LinkedIn - California; International Association of Assessing Officers - Missouri).

- b. What performance metrics or evaluation tools does the department use to measure the effectiveness of these advertising campaigns? What are the goals of the campaigns, and what key performance indicators are measured for success?

Response: Given the infrequent and targeted scope of DOLA's advertising purchases, DOLA has no established measures of the effectiveness of these purchases. The goal of marketing for DOLA's advertising/marketing costs was to reach a broader audience than the Department would have otherwise reached through free advertising, existing networks, and website alone.

- c. If any portion of advertising is managed through third-party vendors (or 'partners';) or media buying firms, please provide any available data or reporting from those companies on campaign performance and spending. How often do the departments discuss media placements with these vendors?

Response: DOLA does not work with third-party vendors on advertising/marketing.

- d. Monthly or quarterly reporting - how is reporting delivered?

Response: DOLA does not perform monthly or quarterly reporting on advertising/marketing due to the infrequency of these investments.

Appendix

Appendix A: Stimulus Funding Expenditures Update

Bill Number	Program(s)	Current Budget	Amount Obligated	Amount Unobligated	Plan to Spend
SB22-159	Transformational Housing Revolving Loan Fund	\$161,562,482	\$144,066,029	\$17,496,454	The plan for the unobligated funds are as follows: \$5.2M will be used for administration costs that will continue in perpetuity and eventually be supported by loan repayments. \$12.2M will be made available in the FY26 February application cycle. We anticipate the original allocation of funds will be fully spent by end of FY27.
HB22-1304	Infrastructure & Strong Communities, Local Invest in Transformational Housing	\$190,748,197	\$180,622,519	\$10,125,678	The amount spent or encumbered is greater than the original budget for bill HB22-1304. The plan for the unobligated funds are as follows: Transformational Housing: A small portion of admin remains of the original allocations which funds staff and will fund staff for the next fiscal year and assist with closing out the program in FY2026-27. \$8M of the unobligated remaining has been awarded to Colorado Emergency Rental Assistance (CERA) and will be spent by Spring 2026. Strong Communities: Remaining funds will cover admin costs over the final year of the program. We anticipate the funds will be fully spent by end of FY27.
HB22-1377	Homelessness Response Grant Program	\$114,216,543	\$105,643,557	\$8,572,986	The amount spent or encumbered is greater than the original budget for bill HB22-1377. This program includes the Mesa County Mother Teresa Place capital project. The plan for the unobligated funds are as follows: Remaining funds will be used for connected State Housing Voucher programs over the next 2 fiscal years to serve larger goals. We anticipate the funds will be fully spent by end of FY27.

Bill Number	Program(s)	Current Budget	Amount Obligated	Amount Unobligated	Plan to Spend
HB22-1378	Regional Navigation Campus Grant Program	\$54,478,780	\$46,132,162	\$8,346,618	The plan for the unobligated funds are as follows: Remaining funds will be used for administrative costs to wind down the program and for connected State Housing Voucher programs over the next 2 fiscal years to serve larger goals. We anticipate the funds will be fully spent by end of FY28.
Direct Assistance - Homeowner Assistance Fund	Homeowner Assistance Fund	\$182,061,453	\$174,208,387	\$7,853,066	The plan for the unobligated funds are as follows: \$0.8M of remaining unobligated funds will be used for admin costs over the final year of the program and assist with closing out the program as well as for mortgage assistance in the next few months. The remaining dollars are from interest that will be returned to US Treasury, as it cannot be expended by the Division of Housing. Interest currently has spending authority because it had been returned via an expense, but spending authority will be deobligated. We anticipate the funds will be fully spent by end of FY27.
Direct Assistance - Home Investment Partnership Act	Homelessness Assistance and Supportive Services Program	\$24,729,198	\$19,503,227	\$5,225,971	The plan for the unobligated funds are as follows: The Office of Homeless Initiatives is in the process of executing multi-year Home Investment Partnership Act (HOME-ARP) Tenancy Support Services (TSS) grant agreements that will encumber the remaining funds. DOLA estimates the funds will be fully encumbered by FY28 and spent by FY30 (subject to construction timelines).

Bill Number	Program(s)	Current Budget	Amount Obligated	Amount Unobligated	Plan to Spend
Direct Assistance - Emergency Housing Vouchers	Emergency Housing Vouchers	\$26,109,355	\$24,066,459	\$2,042,896	The amount spent or encumbered is greater than the original budget for Direct Assistance Received for Emergency Housing Vouchers. The plan for the unobligated funds are as follows: Remaining funds will be used for program administration and operation. We estimate the funds will be fully spent by the end of FY27.
SB22-160	Mobile Home Park Resident Empowerment Loan and Grant Program	\$37,817,624	\$35,795,317	\$2,022,307	The amount spent or encumbered is greater than the original budget for bill SB22-160. The plan for the unobligated funds are as follows: DOLA has offered this unobligated amount as a budget balancing option to help balance the state budget. If this does not occur, accrued interest will be distributed for technical assistance and/or rent stabilization.
HB21-1329	Affordable Housing Investments	\$98,505,255	\$96,638,229	\$1,867,025	The plan for the unobligated funds are as follows: A small portion of admin remains of the original allocations which funds staff and will fund staff into the future of the revolving loan program. We estimate the funds will be fully spent by the end of FY27.
HB21-1253	RENEW Grant for Local Governments	\$5,000,000	\$4,952,136	\$47,864	Remaining unobligated amount and encumbered amount are due to deobligations at the end of the program. Once the final deobligation is processed, total unobligated amount will be reverted to General Fund.

Bill Number	Program(s)	Current Budget	Amount Obligated	Amount Unobligated	Plan to Spend
Direct Assistance - Emergency Rental Assistance (ERA)	Emergency Rental Assistance 2	\$236,674,721	\$235,173,810	\$1,500,911	The amount spent or encumbered is greater than the original budget for Emergency Rental Assistance 2. The plan for the unobligated funds are as follows: Remaining interest will be used for staff supporting ERA closeouts, ongoing maintenance of ERA records, supporting Colorado Emergency Rental Assistance (CERA), Mobile Home Park Oversight Program, and other housing stability service programs. In order to retain records in our software system for the required five year retention period, we anticipate funds to be fully spent by the end of FY30. All other funds outside of the software system are expected to be used by the end of FY27.
SB22-211	Sage Ridge Campus	\$44,997,167	\$43,994,998	\$1,002,170	The plan for the unobligated funds are as follows: Remaining funds for Sage Ridge have been approved for operational costs over the next fiscal year. We anticipate the funds will be fully spent by end of FY27.
SB21-242	Hotels Tenancy Support Program	\$47,818,814	\$46,610,913	\$1,207,902	The amount spent or encumbered is greater than the original budget for SB21-242. The plan for the unobligated funds are as follows: As is standard with DOH revolving loan funds for large-scale development projects, funds typically will be made available after they reach \$3M. Based on the current portfolio, DOH anticipates making a new tranche of at least \$3M available for new award rounds in FY27 and anticipates funds to be fully encumbered by the end of FY28.
HB21-1271	Affordable Housing Incentive and Planning Programs (IHOP/IHOI)	\$46,400,000	\$45,456,956	\$781,920	The plan for the unobligated funds are as follows: These programs are in the process of closing out and DOLA anticipates a small amount of funds being reverted.

Bill Number	Program(s)	Current Budget	Amount Obligated	Amount Unobligated	Plan to Spend
HB22-1356	Small Community-Based Nonprofit Grant Program	\$35,000,000	\$34,615,321	\$384,679	The plan for the unobligated funds are as follows: Remaining funds will cover admin costs over final year of the program. We anticipate the funds will be fully spent by end of FY27.
SB21-204	Rural Economic Development Initiative (REDI) Grants	\$5,000,000	\$5,000,000	\$0	SB21-204 is fully spent, no encumbered or unobligated funds remain.
SB21-288	Administration of Nonentitlement Units, Recovery Office Admin Funds	\$1,369,029	\$1,103,018	\$121,875	The plan for the unobligated funds are as follows: Remaining funds will continue to cover admin costs for program close. We anticipate the funds will be fully spent by end of FY27.
Direct Assistance - Emergency Rental Assistance (ERA)	Emergency Rental Assistance 1	\$281,535,533	\$279,925,619	\$95,500	The plan for the unobligated funds are as follows: Remaining interest will be used for staff supporting ERA closeouts, ongoing maintenance of ERA records, supporting Colorado Emergency Rental Assistance (CERA). We anticipate funds will be fully spent by the end of FY27.
HB21-1289	Broadband Interconnectivity Grant Program	\$5,000,000	\$4,908,399	\$0	HB21-1289 is fully spent, no encumbered or unobligated funds remain.
HB21-1215	Expansion Of Justice Crime Prevention Initiative	\$3,500,000	\$3,499,998	\$0	HB21-1215 is fully spent, no encumbered or unobligated funds remain.
SB21-252	Innovative Housing and Community Revitalization	\$7,000,000	\$6,932,906	\$0	SB21-252 is fully spent, no encumbered or unobligated funds remain.

Bill Number	Program(s)	Current Budget	Amount Obligated	Amount Unobligated	Plan to Spend
HB22-1329	State Capital Facilities Project Funding, Ft. Lyon	\$877,787	\$877,787	\$0	HB22-1329 is fully obligated, only \$558,179 remains encumbered.
SB22-146	Middle Income Access Program	\$25,000,000	\$25,000,000	\$0	SB22-146 is fully spent, no encumbered or unobligated funds remain.
SB23-214	Fort Lyon Supportive Housing Program	\$5,002,336	\$5,002,336	\$0	SB23-214 is fully spent, no encumbered or unobligated funds remain.
HB23B-1001	Special Session Emergency Rental Assistance	\$30,000,000	\$29,975,419	\$0	HB23B-1001 is fully spent, no encumbered or unobligated funds remain.

Appendix B: EIAF Awards FY25-26

PROJECT NAME/TITLE:	ORGANIZATION NAME:	COUNTY:	AWARD/DIST DATE:	FY AWARD:	AWARD AMOUNT:
Dolores Comprehensive Plan	Dolores, Town of	Montezuma	9/9/2025	2026	\$ 25,000
Akron Colorado Plains Regional Airport Terminal	Akron, Town of	Washington	7/21/2025	2026	\$ 599,765
Alamosa County San Luis Valley Airport Market Study	Alamosa County	Alamosa	10/24/2025	2026	\$ 25,000
Basalt Sanitation Dist. Fryingpan River Sewer Crossing	Basalt Sanitation District	Eagle	7/21/2025	2026	\$ 250,000
Campo Preliminary Engineering Report	Campo, Town of	Baca	8/11/2025	2026	\$ 14,250
Canon City Clock Tower Plaza Rehabilitation	Canon City, City of	Fremont	7/21/2025	2026	\$ 350,000
Dacono Grandview Blvd Improvements Phase 2	Dacono, City of	Weld	7/21/2025	2026	\$ 500,000
Eaton 10th Street Reconstruction	Eaton, Town of	Weld	7/21/2025	2026	\$ 500,000
Granby Nuche Village Affordable Housing Infrastructure Phase 2	Granby, Town of	Grand	7/21/2025	2026	\$ 750,000
Hayden Sewer Infrastructure Rehabilitation	Hayden, Town of	Routt	7/21/2025	2026	\$ 300,000
Hotchkiss Master Plan Update	Hotchkiss, Town of	Delta	10/23/2025	2026	\$ 24,750
Huerfano County Jail Security & Safety Renovations	Huerfano County	Huerfano	7/21/2025	2026	\$ 564,000
La Plata Archuleta WD Fox Fire Subdistrict Distribution System	La Plata Archuleta Water District	La Plata	7/21/2025	2026	\$ 280,000
Las Animas County Fairgrounds Facilities Upgrade	Las Animas County	Las Animas	7/21/2025	2026	\$ 415,200

PROJECT NAME/TITLE:	ORGANIZATION NAME:	COUNTY:	AWARD/DIST DATE:	FY AWARD:	AWARD AMOUNT:
Mesa Water & Sanitation Dist. Water Distribution System Improvements	Mesa Water & Sanitation District	Mesa	7/21/2025	2026	\$ 482,285
Montrose Comprehensive Plan & Land Use Code Update	Montrose, City of	Montrose	7/2/2025	2026	\$ 22,500
Orchard City 2100 Road Waterline Replacement	Orchard City, Town of	Delta	7/21/2025	2026	\$ 500,000
Ovid Water System Improvements	Ovid, Town of	Sedgwick	7/21/2025	2026	\$ 416,250
Rangely WTP SCADA Turbidimeter - Emergency	Rangely, Town of	Rio Blanco	10/23/2025	2026	\$ 20,580
Rifle Parks & Recreation Master Plan	Rifle, City of	Garfield	8/11/2025	2026	\$ 25,000
Saguache Water Distribution and System Rehabilitation	Saguache, Town of	Saguache	7/21/2025	2026	\$ 600,000
Salida Downtown Engagement & Asset Mgmt. Process Plan	Salida, City of	Chaffee	8/13/2025	2026	\$ 12,500
San Juan County Medical Rescue Building Design & Engineering	San Juan County	San Juan	9/9/2025	2026	\$ 20,000
Silt Town Hall & Public Works Facility Needs Analysis	Silt, Town of	Garfield	7/2/2025	2026	\$ 25,000
South Swink Water Auth. Water System Improvements	South Swink Water Authority	Otero	7/21/2025	2026	\$ 600,000
Sterling Police Department Architectural & Engineering Phase 1	Sterling, City of	Logan	7/21/2025	2026	\$ 342,500
Trinidad Old Sopris Road Water Main Replacement	Trinidad, City of	Las Animas	7/21/2025	2026	\$ 750,000
Victor Road 81 Water Main Replacement	Victor, City of	Teller	7/21/2025	2026	\$ 750,000
Walsenburg WWTF Improvements	Walsenburg, City of	Huerfano	8/8/2025	2026	\$ 105,000

PROJECT NAME/TITLE:	ORGANIZATION NAME:	COUNTY:	AWARD/DIST DATE:	FY AWARD:	AWARD AMOUNT:
Washington County Road & Bridge Facility Phase 2	Washington County	Washington	7/21/2025	2026	\$ 850,000
Weld County Motor Pool Complex	Weld County	Weld	7/21/2025	2026	\$ 600,000
Wiley Water System Project Needs Assessment	Wiley, Town of	Prowers	10/23/2025	2026	\$ 10,000
Yampa Valley Housing Auth. Mobile Home Park Utility Replacement	Yampa Valley Housing Authority	Routt	7/21/2025	2026	\$ 750,000
Yuma Water Infrastructure Improvements	Yuma, City of	Yuma	7/21/2025	2026	\$ 850,000
AGNC 2025 Mini-Grant Program	Associated Governments of Northwest Colorado	Mesa	2/13/2025	2025	\$ 50,000
Akron Comprehensive Plan, Land Use & Municipal Code Updates	Akron, Town of	Washington	10/18/2024	2025	\$ 125,000
Akron Town Hall Remodel	Akron, Town of	Washington	3/18/2025	2025	\$ 280,000
Akron Wastewater Treatment Preliminary Engineering Report	Akron, Town of	Washington	6/13/2025	2025	\$ 35,000
Alamosa Comprehensive Plan Update	Alamosa, City of	Alamosa	6/13/2025	2025	\$ 100,000
Alamosa County District Attorney Office Renovation	Alamosa County	Alamosa	12/19/2024	2025	\$ 411,000
Alamosa Sanitation Shop Construction	Alamosa, City of	Alamosa	3/18/2025	2025	\$ 500,000
Arriba Wastewater Preliminary Engineering Report	Arriba, Town of	Lincoln	6/13/2025	2025	\$ 43,750
Arriba Water System Improvements	Arriba, Town of	Lincoln	12/2/2024	2025	\$ 23,625
Aspen Trails Metro Dist. Water System Feasibility Study	Aspen Trails Metropolitan District	La Plata	2/25/2025	2025	\$ 25,000

PROJECT NAME/TITLE:	ORGANIZATION NAME:	COUNTY:	AWARD/DIST DATE:	FY AWARD:	AWARD AMOUNT:
Avon Best & Brightest Fellowship FY2025	Avon, Town of	Eagle	12/20/2024	2025	\$ 13,260
Baca Grande WSD Water System Improvements	Baca Grande Water & Sanitation District	Saguache	3/18/2025	2025	\$ 750,000
Bayfield Energy Performance Contract	Bayfield, Town of	La Plata	11/14/2024	2025	\$ 1,000,000
Bennett Sub-Area Plan - South of I-70	Bennett, Town of	Adams	10/18/2024	2025	\$ 25,000
Beulah Water Works Dist. Raw Water Tank Improvements	Beulah Water Works District	Pueblo	11/14/2024	2025	\$ 1,000,000
Boulder Spring Valley Estates Annexation and Water System Replacement	Boulder, City of	Boulder	11/14/2024	2025	\$ 1,000,000
Breckenridge Drainage Master Plan	Breckenridge, Town of	Summit	2/13/2025	2025	\$ 100,000
Breckenridge Water Meter Upgrades	Breckenridge, Town of	Summit	7/19/2024	2025	\$ 1,000,000
Buena Vista Parks, Rec, Trails & Open Spaces Master Plan	Buena Vista, Town of	Chaffee	3/19/2025	2025	\$ 25,000
Buena Vista School Dist. Early Childhood Education Center	Buena Vista R-31 School District	Chaffee	7/19/2024	2025	\$ 1,000,000
Burlington WWTF Design & Engineering	Burlington, City of	Kit Carson	6/13/2025	2025	\$ 100,000
Cedaredge Deer Trail Ave. Bridge Replacement	Cedaredge, Town of	Delta	7/19/2024	2025	\$ 974,472
Central Weld County WD Potable Water Meter Replacement	Central Weld County Water District	Weld	7/22/2024	2025	\$ 606,498
Cheraw Rate Study - Water Associations	Cheraw, Town of	Otero	3/31/2025	2025	\$ 25,000

PROJECT NAME/TITLE:	ORGANIZATION NAME:	COUNTY:	AWARD/DIST DATE:	FY AWARD:	AWARD AMOUNT:
Clear Creek County Stanley Road Sewer & Broadband Installation	Clear Creek County	Clear Creek	10/18/2024	2025	\$ 200,000
Clifton Fire Protection Dist. Master & Strategic Plans	Clifton Fire Protection District	Mesa	7/10/2024	2025	\$ 25,000
Collbran and Plateau Valley Middle Mile	Collbran, Town of	Mesa	8/25/2024	2025	\$ 164,042
Collbran Plateau Valley School Water Extension	Collbran, Town of	Mesa	11/14/2024	2025	\$ 1,000,000
Colorado Springs Black Canyon Quarry Reclamation	Colorado Springs, City of	El Paso	7/19/2024	2025	\$ 300,000
Cortez Water Network Master Plan	Cortez, City of	Montezuma	2/13/2025	2025	\$ 82,500
Craig 10th Street Water Line Replacement	Craig, City of	Moffat	3/18/2025	2025	\$ 554,760
Craig Mariana Way & Circle Drive Water Line Replacement	Craig, City of	Moffat	11/14/2024	2025	\$ 369,930
Craig Raw Water Control Valve	Craig, City of	Moffat	2/13/2025	2025	\$ 50,000
CRC Clifton SD Treatment Plant Solar Array & Battery Storage	Clifton Sanitation District	Mesa	7/19/2024	2025	\$ 2,000,000
CRC Eagle County Facility Geo-Exchange Installation Phase 2	Eagle County	Eagle	7/19/2024	2025	\$ 2,000,000
CRC Golden Police & Municipal Building Climate Resiliency & Sustainability	Golden, City of	Jefferson	3/18/2025	2025	\$ 800,000
CRC Grand County EMS Headquarters and Resiliency Hub Phase 1	Grand County	Grand	3/18/2025	2025	\$ 1,842,870
CRC Hayden Northwest CO Business Park Geothermal Utiliies	Hayden, Town of	Routt	7/19/2024	2025	\$ 2,000,000

PROJECT NAME/TITLE:	ORGANIZATION NAME:	COUNTY:	AWARD/DIST DATE:	FY AWARD:	AWARD AMOUNT:
CRC Kremmling Memorial Hospital Dist. Wellness Center Resiliency Hub	Kremmling Memorial Hospital District	Grand	11/14/2024	2025	\$ 1,154,261
CRC Larimer County Emergency Services Facility Construction	Larimer County	Larimer	11/14/2024	2025	\$ 2,000,000
CRC Routt County Solar Array and Microgrid Phase 2 Site 1	Routt County	Routt	11/14/2024	2025	\$ 2,000,000
CRC SECOG Eastern Plains Renewable Energy Impact Study	Southeast Council Of Governments	Prowers	7/19/2024	2025	\$ 500,000
CRC Stratton Childcare Center	Stratton, Town of	Kit Carson	7/19/2024	2025	\$ 2,000,000
CRC Westminster Resource Resilience Center Construction	Westminster, City of	Adams	7/19/2024	2025	\$ 1,000,000
CRC Winter Park Climate Action Plan	Winter Park, Town of	Grand	2/13/2025	2025	\$ 60,000
CRC Winter Park Public Works Facility Microgrid	Winter Park, Town of	Grand	3/18/2025	2025	\$ 300,000
CRC Wray Civic Center Construction Phase 1	Wray, City of	Yuma	7/19/2024	2025	\$ 2,000,000
CRC Wray Civic Center Construction Phase II - Resiliency Hub	Wray, City of	Yuma	3/18/2025	2025	\$ 1,842,869
Creede Wastewater Collection System Rehabilitation - Phase 4	Creede, City of	Mineral	11/14/2024	2025	\$ 863,000
Crested Butte Marshall's Facility Design	Crested Butte, Town of	Gunnison	6/13/2025	2025	\$ 130,000
Cripple Creek Childcare & Exploration Center Construction	Cripple Creek, City of	Teller	11/14/2024	2025	\$ 1,000,000
Crowley County Administration Building Construction	Crowley County	Crowley	7/19/2024	2025	\$ 600,000
Crowley County Regional Comprehensive Plan	Crowley County	Crowley	2/13/2025	2025	\$ 150,000

PROJECT NAME/TITLE:	ORGANIZATION NAME:	COUNTY:	AWARD/DIST DATE:	FY AWARD:	AWARD AMOUNT:
Dacono Grandview Blvd. Waterline Extension	Dacono, City of	Weld	6/13/2025	2025	\$ 200,000
Del Norte WWTP Design & Engineering	Del Norte, Town of	Rio Grande	3/18/2025	2025	\$ 298,500
Dinosaur Sidewalk Infrastructure Design & Engineering	Dinosaur, Town of	Moffat	3/19/2025	2025	\$ 25,000
Dolores Town Hall Replacement	Dolores, Town of	Montezuma	10/10/2024	2025	\$ 40,150
Dolores Water Distribution Replacement Phase II - Final Design	Dolores, Town of	Montezuma	10/18/2024	2025	\$ 200,000
Dove Creek Town Manager	Dove Creek, Town of	Dolores	2/13/2025	2025	\$ 160,000
Eads Wastewater Treatment Facility Preliminary Engineering Reports	Eads, Town of	Kiowa	2/13/2025	2025	\$ 70,000
East Valley Metropolitan District Water Main Loop	East Valley Metropolitan District	Arapahoe	10/18/2024	2025	\$ 200,000
Eaton Stormwater Master Plan	Eaton, Town of	Weld	2/13/2025	2025	\$ 100,000
Elbert Water & San. Dist. WW Treatment Preliminary Engineering Report	Elbert Water and Sanitation District	Elbert	6/13/2025	2025	\$ 43,750
Elizabeth Police Department Renovation	Elizabeth, Town of	Elbert	6/13/2025	2025	\$ 54,000
Erie Floating Solar - North Water Reclamation Facility	Erie, Town of	Weld	3/18/2025	2025	\$ 900,000
Estes Park Water System Improvements & Consolidation	Estes Park, Town of	Larimer	7/22/2024	2025	\$ 1,000,000
Eureka Water Authority System Improvements	Eureka Water Authority	Otero	3/18/2025	2025	\$ 1,000,000
Flagler Wastewater Treatment Preliminary Engineering Report	Flagler, Town of	Kit Carson	6/13/2025	2025	\$ 59,750

PROJECT NAME/TITLE:	ORGANIZATION NAME:	COUNTY:	AWARD/DIST DATE:	FY AWARD:	AWARD AMOUNT:
Florissant WSD Water Tank Refurbish & Repair	Florissant Water & Sanitation District	Teller	2/13/2025	2025	\$ 90,500
Fort Collins Front Range Passenger Rail Planning Study	Fort Collins, City of	Larimer	6/13/2025	2025	\$ 200,000
Fort Garland Water & San. Dist. Master Plan & Well Improvements	Fort Garland Water & Sanitation District	Costilla	6/13/2025	2025	\$ 105,000
Fort Lupton Elevated Water Storage Tank Construction	Fort Lupton, City of	Weld	11/14/2024	2025	\$ 1,000,000
Fort Lupton Water Strategy Plan	Fort Lupton, City of	Weld	6/13/2025	2025	\$ 100,000
Fort Morgan Comprehensive Plan Update	Fort Morgan, City of	Morgan	6/13/2025	2025	\$ 50,000
Fraser Early Childhood Education Center	Fraser, Town of	Grand	3/18/2025	2025	\$ 1,000,000
Frisco Energy Performance Contract	Frisco, Town of	Summit	11/14/2024	2025	\$ 1,000,000
Fruita Greenway Drive Sewer Line Replacement	Fruita, City of	Mesa	7/22/2024	2025	\$ 500,000
Garfield 16 School Dist. Early Childcare Center Engineering	Garfield 16 School District	Garfield	6/13/2025	2025	\$ 66,500
Gilpin County Community Annex Building Construction	Gilpin County	Gilpin	7/19/2024	2025	\$ 650,000
Gilpin County Rollinsville Plan & Infrastructure Feasibility Study	Gilpin County	Gilpin	10/18/2024	2025	\$ 125,000
Glenwood Springs Blake Ave. Utility Reconstruction Phase 2	Glenwood Springs, City of	Garfield	3/18/2025	2025	\$ 759,189
Golden Best & Brightest Fellowship FY2025	Golden, City of	Jefferson	12/20/2024	2025	\$ 13,260

PROJECT NAME/TITLE:	ORGANIZATION NAME:	COUNTY:	AWARD/DIST DATE:	FY AWARD:	AWARD AMOUNT:
Golden Preliminary AI Technical Design Plan	Golden, City of	Jefferson	6/13/2025	2025	\$ 15,000
Granby North Service Area Water Treatment Plant Construction	Granby, Town of	Grand	11/14/2024	2025	\$ 1,000,000
Grand County Master Plan Update	Grand County	Grand	6/13/2025	2025	\$ 50,000
Grand Junction Strategic Plan	Grand Junction, City of	Mesa	4/14/2025	2025	\$ 15,000
Grand Junction UMTRA Mill Tailings Hauling	Grand Junction, City of	Mesa	1/13/2025	2025	\$ 100,000
Gunnison County - Mt. Crested Butte Corridor Plan	Gunnison County	Gunnison	2/13/2025	2025	\$ 200,000
Gunnison County Library Dist. Crested Butte Design & Construction Documents	Gunnison County Library District	Gunnison	7/19/2024	2025	\$ 1,000,000
Hayden Poplar Street Bridge Rehabilitation	Hayden, Town of	Routt	10/18/2024	2025	\$ 200,000
Highland Lakes Water Dist. Microfiltration Treatment Skids	Highland Lakes Water District	Teller	7/30/2024	2025	\$ 171,145
Hot Sulphur Springs WWTP Planning & Design	Hot Sulphur Springs, Town of	Grand	3/31/2025	2025	\$ 25,000
Huerfano County Best & Brightest Fellowship FY2024	Huerfano County	Huerfano	12/20/2024	2025	\$ 6,672
Huerfano County Cuchara Mountain Park Lift Rehab & Improvements	Huerfano County	Huerfano	10/18/2024	2025	\$ 195,000
Hugo 4th Avenue Water Line Replacement	Hugo, Town of	Lincoln	6/13/2025	2025	\$ 200,000
Hugo Water System Improvements	Hugo, Town of	Lincoln	11/14/2024	2025	\$ 1,000,000
Idaho Springs Best & Brightest Fellowship FY2023	Idaho Springs, City of	Clear Creek	12/20/2024	2025	\$ 8,757

PROJECT NAME/TITLE:	ORGANIZATION NAME:	COUNTY:	AWARD/DIST DATE:	FY AWARD:	AWARD AMOUNT:
Idaho Springs Montane Water Storage Tank Replacement	Idaho Springs, City of	Clear Creek	11/14/2024	2025	\$ 1,000,000
Idaho Springs Police Station Renovation	Idaho Springs, City of	Clear Creek	7/19/2024	2025	\$ 1,000,000
Idledale WSD Water System Improvements	Idledale Water and Sanitation District	Jefferson	7/19/2024	2025	\$ 1,000,000
Iliff Town Hall Construction	Iliff, Town of	Logan	6/13/2025	2025	\$ 112,500
Jackson County Airport Runway Reconstruction	Jackson County	Jackson	3/18/2025	2025	\$ 1,000,000
Jefferson County Pleasant View Drainage Design & Construction	Jefferson County	Jefferson	7/19/2024	2025	\$ 1,000,000
Kersey Updated Land Use Code Codification & Zoning Map	Kersey, Town of	Weld	2/13/2025	2025	\$ 6,447
Keystone Comprehensive Plan	Keystone, Town of	Summit	10/18/2024	2025	\$ 100,000
Kim Preliminary Engineering Report	Kim, Town of	Las Animas	6/13/2025	2025	\$ 12,500
Kiowa County Hospital Dist. Health Phase 1- Clinic Construction	Kiowa County Hospital District	Kiowa	3/18/2025	2025	\$ 1,000,000
Kremmling Sanitation District Wastewater System Improvements	Kremmling Sanitation District	Grand	3/18/2025	2025	\$ 451,675
Kremmling Water System Improvements	Kremmling, Town of	Grand	11/14/2024	2025	\$ 1,000,000
Lake City WWTP Renovation	Lake City, Town of	Hinsdale	9/11/2024	2025	\$ 375,000
Lake County Public Works Facility - Preliminary Design	Lake County	Lake	2/4/2025	2025	\$ 25,000
Lamar WWTP Design & Engineering	Lamar, City of	Prowers	7/19/2024	2025	\$ 688,000

PROJECT NAME/TITLE:	ORGANIZATION NAME:	COUNTY:	AWARD/DIST DATE:	FY AWARD:	AWARD AMOUNT:
Larkspur Preliminary Engineering Report	Larkspur, Town of	Douglas	4/14/2025	2025	\$ 22,500
Las Animas County Courthouse ADA & Parkland Improvements	Las Animas County	Las Animas	11/14/2024	2025	\$ 284,000
Las Animas County Roads 13.0 & 31.9 Improvements	Las Animas County	Las Animas	3/18/2025	2025	\$ 1,000,000
Las Animas Recreation Hub Park Improvements	Las Animas, City of	Bent	11/14/2024	2025	\$ 850,000
Leadville Community Center Planning & Design	Leadville, City of	Lake	6/13/2025	2025	\$ 50,000
Leadville SD Sewer System Improvements - Phase 2	Leadville Sanitation District	Lake	7/22/2024	2025	\$ 1,000,000
Limon Wastewater System Improvements	Limon, Town of	Lincoln	11/14/2024	2025	\$ 1,000,000
Limon WWTF Discharge Compliance Reports	Limon, Town of	Lincoln	6/13/2025	2025	\$ 67,250
Lone Tree Justice Center Solar Canopy and Carport Array	Lone Tree, City of	Douglas	3/18/2025	2025	\$ 250,000
Mancos Int'l Building Code & Construction Standards Update	Mancos, Town of	Montezuma	12/19/2024	2025	\$ 25,000
Mancos Wastewater Treatment Plant Headworks Upgrade	Mancos, Town of	Montezuma	3/18/2025	2025	\$ 882,500
Manitou Springs Mesa Water Storage Tank Rehab	Manitou Springs, City of	El Paso	3/18/2025	2025	\$ 577,726
Marble - Mill Site Park Safety Assessment	Marble, Town of	Gunnison	12/2/2024	2025	\$ 5,000
Meeker Garfield St. Water Line Replacement	Meeker, Town of	Rio Blanco	11/14/2024	2025	\$ 1,000,000
MHN Alamosa Boyd School Adaptive Reuse - Sidewalks	Alamosa, City of	Alamosa	10/18/2024	2025	\$ 123,000

PROJECT NAME/TITLE:	ORGANIZATION NAME:	COUNTY:	AWARD/DIST DATE:	FY AWARD:	AWARD AMOUNT:
MHN Arvada Marshall Pointe Apartments Water Infrastructure	Arvada, City of	Jefferson	7/19/2024	2025	\$ 2,000,000
MHN Aspen Lumberyard Affordable Housing Infrastructure	Aspen, City of	Pitkin	7/19/2024	2025	\$ 2,000,000
MHN Aurora 13th Ave. Transit Development	Aurora, City of	Arapahoe	7/19/2024	2025	\$ 2,000,000
MHN Avon Sun Road Housing Conceptual Design & Fiscal Analysis	Avon, Town of	Eagle	2/13/2025	2025	\$ 200,000
MHN Bayfield Pine River Commons Infrastructure	Bayfield, Town of	La Plata	7/19/2024	2025	\$ 2,000,000
MHN Breckenridge Runway Housing Infrastructure	Breckenridge, Town of	Summit	3/18/2025	2025	\$ 1,000,000
MHN Breckenridge Runway Workforce Housing Infrastructure	Breckenridge, Town of	Summit	7/19/2024	2025	\$ 1,980,557
MHN Broomfield Harvest Hill Utility Connection Fees	Broomfield, City and County of	Broomfield	11/14/2024	2025	\$ 2,000,000
MHN Center Workforce Housing Infrastructure	Center, Town of	Saguache	7/19/2024	2025	\$ 2,000,000
MHN Chaffee County Housing Needs Assessment Update	Chaffee County	Chaffee	10/18/2024	2025	\$ 180,000
MHN Crested Butte Affordable Housing Water Infrastructure	Crested Butte, Town of	Gunnison	7/19/2024	2025	\$ 626,409
MHN Cripple Creek High Country Haven Utility Infrastructure	Cripple Creek, City of	Teller	3/18/2025	2025	\$ 670,917
MHN Douglas County Ponderosa Pines Roadway Infrastructure	Douglas County	Douglas	3/18/2025	2025	\$ 580,844
MHN Fraser Workforce Community Housing Infrastructure	Fraser, Town of	Grand	3/18/2025	2025	\$ 1,500,000
MHN Frisco Downtown Workforce Housing Infrastructure	Frisco, Town of	Summit	7/19/2024	2025	\$ 375,898

PROJECT NAME/TITLE:	ORGANIZATION NAME:	COUNTY:	AWARD/DIST DATE:	FY AWARD:	AWARD AMOUNT:
MHN Frisco Downtown Workforce Housing Infrastructure - Phase 2	Frisco, Town of	Summit	11/14/2024	2025	\$ 923,041
MHN Frisco Sanitation Dist. Workforce Housing Infrastructure	Frisco Sanitation District	Summit	10/18/2024	2025	\$ 112,556
MHN Granby Community Housing Development Phase I	Granby, Town of	Grand	7/19/2024	2025	\$ 2,000,000
MHN Grand Junction - The Current Housing Infrastructure	Grand Junction, City of	Mesa	3/18/2025	2025	\$ 500,000
MHN Grand Junction Salt Flats Affordable Housing Infrastructure	Grand Junction, City of	Mesa	11/14/2024	2025	\$ 2,000,000
MHN Grand Lake Space to Create Workforce Housing Infrastructure	Grand Lake, Town of	Grand	10/28/2024	2025	\$ 2,000,000
MHN Gunnison County Whetstone Workforce Housing Infrastructure	Gunnison County	Gunnison	11/14/2024	2025	\$ 2,000,000
MHN Johnstown Affordable Housing Frontage Road Improvements	Johnstown, Town of	Weld	11/14/2024	2025	\$ 2,000,000
MHN Lake City Lake Fork Architectural and Engineering	Lake City, Town of	Hinsdale	11/14/2024	2025	\$ 315,000
MHN Montrose Housing Corridor Infrastructure	Montrose, City of	Montrose	11/14/2024	2025	\$ 2,000,000
MHN Ouray Waterview Homes Infrastructure Improvements	Ouray, City of	Ouray	7/19/2024	2025	\$ 584,142
MHN Pagosa Springs Pagosa West Workforce Housing Infrastructure	Pagosa Springs, Town of	Archuleta	11/14/2024	2025	\$ 1,989,000
MHN Parachute - The Gateway Affordable Housing Infrastructure	Parachute, Town of	Garfield	3/18/2025	2025	\$ 1,027,636
MHN SECOG Regional Housing Needs Assessment & Feasibility Study	Southeast Council Of Governments	Prowers	11/14/2024	2025	\$ 247,500
MHN Steamboat Springs West Steamboat Trail Connection Phase II	Steamboat Springs, City of	Routt	7/19/2024	2025	\$ 2,000,000

PROJECT NAME/TITLE:	ORGANIZATION NAME:	COUNTY:	AWARD/DIST DATE:	FY AWARD:	AWARD AMOUNT:
MHN Summit County Affordable Housing Infrastructure	Summit County	Summit	7/19/2024	2025	\$ 2,000,000
MHN Trinidad Church & Convent Street Improvements	Trinidad, City of	Las Animas	7/19/2024	2025	\$ 1,680,000
MHN Westcliff Housing Utility Infrastructure	Westcliffe, Town of	Custer	3/18/2025	2025	\$ 558,506
MHN Westcliffe Custer County Housing Needs Assessment	Westcliffe, Town of	Custer	10/18/2024	2025	\$ 72,000
Milliken Alluvial Well Blending Construction	Miliken, Town of	Weld	7/19/2024	2025	\$ 1,000,000
Milliken Center Drive Reconstruction	Miliken, Town of	Weld	3/18/2025	2025	\$ 1,000,000
Mineral County - Commodore Mine Const. Documents and Site Evaluation	Mineral County	Mineral	2/13/2025	2025	\$ 125,000
Mineral County GIS Data Updates	Mineral County	Mineral	8/22/2024	2025	\$ 10,672
Minturn Little Beach Park Revitalization	Minturn, Town of	Eagle	10/18/2024	2025	\$ 147,000
Monte Vista Golf Course Clubhouse Construction	Monte Vista, City of	Rio Grande	11/14/2024	2025	\$ 350,000
Montezuma County HD Fuel Oil System Replacement Engineering	Montezuma County Hospital District	Montezuma	12/2/2024	2025	\$ 9,000
Monument Town Hall Energy Performance Contract	Monument, Town of	El Paso	7/19/2024	2025	\$ 500,000
Morrison Title 10 Municipal Code Rewrite	Morrison, Town of	Jefferson	7/18/2024	2025	\$ 12,500
Mount Vernon Country Club Metro Dist. Infrastructure Plan Update	Mount Vernon Country Club Metropolitan District	Jefferson	11/7/2024	2025	\$ 10,000

PROJECT NAME/TITLE:	ORGANIZATION NAME:	COUNTY:	AWARD/DIST DATE:	FY AWARD:	AWARD AMOUNT:
Mountain Village - Mountain Munchkins Childcare Expansion	Mountain Village, Town of	San Miguel	2/13/2025	2025	\$ 188,726
MSL Alamosa Alley Activation	Alamosa, City of	Alamosa	7/19/2024	2025	\$ 2,000,000
MSL Bennett Town Center Phase I	Bennett, Town of	Adams	7/19/2024	2025	\$ 2,000,000
MSL Durango Downtown Street Improvements Design	Durango, City of	La Plata	7/19/2024	2025	\$ 640,000
MSL Salida Downtown ADA and Streetscape Improvements	Salida, City of	Chaffee	7/19/2024	2025	\$ 1,252,815
Mt. Crested Butte - Cinnamon Mountain Rd. Engineering Design	Mt. Crested Butte, Town of	Gunnison	12/24/2024	2025	\$ 25,000
North Lamar Sanitation Dist. Preliminary Engineering Report	North Lamar Sanitation District	Prowers	3/31/2025	2025	\$ 18,750
Northern Chaffee County Library Dist. Buena Vista Expansion	Northern Chaffee County Library District	Chaffee	3/18/2025	2025	\$ 850,000
Norwood Water Commission Transmission Main	Town of Norwood Water Commission	San Miguel	6/13/2025	2025	\$ 175,000
Norwood Water Commission WTP - Phase 2 Environmental Assessment	Town of Norwood Water Commission	San Miguel	2/25/2025	2025	\$ 21,182
NWCCOG Broadband Director 2025	Northwest Colorado Council of Governments	Summit	10/18/2024	2025	\$ 130,000
NWCCOG Regional Statistical Analysis	Northwest Colorado Council of Governments	Summit	5/15/2025	2025	\$ 10,000
Oak Creek Comprehensive Plan Update	Oak Creek, Town of	Routt	10/18/2024	2025	\$ 100,000
Olathe Comprehensive & 3 Mile Plan Update & Code Codification	Olathe, Town of	Montrose	10/18/2024	2025	\$ 95,000

PROJECT NAME/TITLE:	ORGANIZATION NAME:	COUNTY:	AWARD/DIST DATE:	FY AWARD:	AWARD AMOUNT:
Otero County 911 Center Feasibility Study	Otero County	Otero	3/31/2025	2025	\$ 25,000
Pagosa Area WSD Snowball WTP Centrifuge	Pagosa Area Water & Sanitation District	Archuleta	10/18/2024	2025	\$ 200,000
Pagosa Area WSD Vista Wastewater Treatment Plant Upgrade Construction	Pagosa Area Water & Sanitation District	Archuleta	3/18/2025	2025	\$ 1,000,000
Palmer Lake Public Safety Facility Feasibility Study	Palmer Lake, Town of	El Paso	11/7/2024	2025	\$ 12,500
Paonia West Water Loop Replacement	Paonia, Town of	Delta	3/18/2025	2025	\$ 1,000,000
Parachute Cardinal Way Improvements - Grand Valley High School	Parachute, Town of	Garfield	2/13/2025	2025	\$ 150,000
Parkville WD East 6th Street Water Main Replacement	Parkville Water District	Lake	7/22/2024	2025	\$ 1,000,000
Piedra Park Metro Dist. Water Meter Replacement	Piedra Park Metropolitan Improvement District	Archuleta	6/13/2025	2025	\$ 110,000
Pikes Peak Area COG - Regional Visioning Initiative	Pikes Peak Area Council of Governments	El Paso, Teller	2/13/2025	2025	\$ 100,000
Pinewood Springs WD Water Main Infrastructure Replacement	Pinewood Springs Water District	Larimer	11/14/2024	2025	\$ 1,000,000
Pitkin County Preliminary AI Technical Design Plan	Pitkin County	Pitkin	3/12/2025	2025	\$ 15,500
Pitkin County Regional Sustainable Aviation Fuel Feasibility Study	Pitkin County	Pitkin	10/18/2024	2025	\$ 200,000
Plateau Valley FPD Strategic Plan Update	Plateau Valley Fire Protection District	Mesa	8/22/2024	2025	\$ 25,000

PROJECT NAME/TITLE:	ORGANIZATION NAME:	COUNTY:	AWARD/DIST DATE:	FY AWARD:	AWARD AMOUNT:
Platteville Police Station Design	Platteville, Town of	Weld	10/18/2024	2025	\$ 25,000
Poncha Springs Municipal Code Codification	Poncha Springs, Town of	Chaffee	7/18/2024	2025	\$ 9,000
Poncha Springs Water System Improvements	Poncha Springs, Town of	Chaffee	2/13/2025	2025	\$ 70,000
Pritchett Water System Improvements	Pritchett, Town of	Baca	6/13/2025	2025	\$ 159,905
Project 7 Water Authority - Regional Water Supply Resiliency Program	Project 7 Water Authority	Ouray	3/18/2025	2025	\$ 500,000
Pueblo Homeless Shelter Planning	Pueblo, City of	Pueblo	3/31/2025	2025	\$ 25,000
Pueblo Real Time Crime Center	Pueblo, City of	Pueblo	7/19/2024	2025	\$ 1,000,000
Rangely Middle Zone Tank Recoating	Rangely, Town of	Rio Blanco	3/18/2025	2025	\$ 345,000
Rangely Wastewater Treatment Plant SCADA Upgrade	Rangely, Town of	Rio Blanco	2/13/2025	2025	\$ 68,400
Rattlesnake FPD Fire Station 253 Remodel	Rattlesnake Fire Protection District	Elbert	2/13/2025	2025	\$ 106,400
Region 10 Mini-Grant Program	Region 10 League	Montrose	2/13/2025	2025	\$ 50,000
Region 10 Western CO Broadband Technical Assistance	Region 10 League	Montrose	10/18/2024	2025	\$ 134,000
Ridgway School District Cimarron Athletic Field Construction	Ridgway R-2 School District	Ouray	11/14/2024	2025	\$ 1,000,000
Rifle 5th St. and Ute Ave. Waterline Replacement	Rifle, City of	Garfield	10/18/2024	2025	\$ 200,000
Round Mountain SD Westcliffe Wastewater Demonstration Upgrade	Round Mountain Water & Sanitation District	Custer	7/22/2024	2025	\$ 546,750

PROJECT NAME/TITLE:	ORGANIZATION NAME:	COUNTY:	AWARD/DIST DATE:	FY AWARD:	AWARD AMOUNT:
Routt County Aviation Business Park Design & Engineering	Routt County	Routt	11/14/2024	2025	\$ 595,300
Routt County Regional Airport Taxiway B Construction	Routt County	Routt	3/18/2025	2025	\$ 800,000
Salida Facility Needs Master Plan	Salida, City of	Chaffee	8/9/2024	2025	\$ 25,000
Salida Police Department Remodel	Salida, City of	Chaffee	3/18/2025	2025	\$ 758,000
San Miguel County Behavioral Health Gap Analysis & Action Plan	San Miguel County	San Miguel	10/18/2024	2025	\$ 25,000
SECOG Mini-Grant Program	Southeast Council Of Governments	Prowers	2/13/2025	2025	\$ 120,000
Sedgwick County Fiscal Financial Advisor	Sedgwick County	Sedgwick	6/13/2025	2025	\$ 95,337
Silverthorne Hummingbird Circle Water and Sewer Replacement: Phase 2	Silverthorne, Town of	Summit	3/18/2025	2025	\$ 500,000
Silverthorne Rec Center & Police Station - Resiliency Feasibility Study	Silverthorne, Town of	Summit	2/25/2025	2025	\$ 25,000
SLVCOG - Mini Grants 2024	San Luis Valley Council of Governments	Alamosa	10/18/2024	2025	\$ 50,000
SLVCOG Regional GIS Feasibility Study - Phase II	San Luis Valley Council of Governments	Alamosa, Conejos, Costilla, Mineral, Rio Grande, Saguache	1/3/2025	2025	\$ 20,000
Somerset Domestic Waterworks Dist. WTP Improvements	Somerset Domestic Waterworks District	Gunnison	2/13/2025	2025	\$ 26,000

PROJECT NAME/TITLE:	ORGANIZATION NAME:	COUNTY:	AWARD/DIST DATE:	FY AWARD:	AWARD AMOUNT:
Springfield Water System Improvements	Springfield, Town of	Baca	3/18/2025	2025	\$ 1,000,000
St. Vincent General Hospital Dist. Portable X-Ray	St. Vincent General Hospital District	Lake	6/13/2025	2025	\$ 92,258
Steamboat Springs Childcare & Workforce Housing Construction Documents	Steamboat Springs, City of	Routt	2/13/2025	2025	\$ 124,000
Steamboat Springs Passenger Rail Station Site Study	Steamboat Springs, City of	Routt	6/13/2025	2025	\$ 100,000
Sterling Waterline Replacement	Sterling, City of	Logan	3/18/2025	2025	\$ 799,630
Strasburg Sanitation & Water Dist. Water Tank Refurbish	Strasburg Sanitation and Water District	Adams	6/13/2025	2025	\$ 150,000
Strasburg Sanitation and Water Dist. Preliminary Needs Assessment	Strasburg Sanitation and Water District	Adams	7/10/2024	2025	\$ 23,750
Stratmoor Hills Water District Tank Recoating	Stratmoor Hills Water District	El Paso	7/19/2024	2025	\$ 700,000
SWCCOG Alpine Loop CNLs & Equipment	Southwest Colorado Council of Governments	La Plata	7/19/2024	2025	\$ 999,999
Swink Water Tower Restoration	Swink, Town of	Otero	3/18/2025	2025	\$ 336,929
Teller County Central Services Facility Construction Phase I	Teller County	Teller	11/14/2024	2025	\$ 1,000,000
Teller County Water & San. Dist. #1 Radium Mitigation Treatment	Teller County Water & Sanitation District No. 1	Teller	11/18/2024	2025	\$ 236,681
Telluride Sanitary Sewer Collection System Rehabilitation	Telluride, Town of	San Miguel	7/19/2024	2025	\$ 791,120

PROJECT NAME/TITLE:	ORGANIZATION NAME:	COUNTY:	AWARD/DIST DATE:	FY AWARD:	AWARD AMOUNT:
Timberline Fire Protection District Station 3 Bay Addition	Timberline Fire Protection District	Gilpin	10/18/2024	2025	\$ 200,000
Trinidad Water Tank Rehabilitation	Trinidad, City of	Las Animas	7/19/2024	2025	\$ 1,000,000
Upper San Juan Health Service Dist Emergency Safety Upgrade	Upper San Juan Health Service District	Archuleta	6/13/2025	2025	\$ 150,000
Upper San Juan Health Service Dist. PSMC Sterile Processing Upgrade	Upper San Juan Health Service District	Archuleta	2/13/2025	2025	\$ 180,000
Upper San Juan Library Dist. Expansion & Renovation - Pagosa Springs	Upper San Juan Library District	Archuleta	3/18/2025	2025	\$ 840,000
Ute Pass Water Dist. WTP Engineering Study	Ute Pass Water District	La Plata	3/31/2025	2025	\$ 25,000
Victor Brian's Park Improvements	Victor, City of	Teller	2/13/2025	2025	\$ 150,000
Victor Wastewater Main Replacement - 5th & Diamond	Victor, City of	Teller	3/18/2025	2025	\$ 227,000
Vilas Water System Improvements	Vilas, Town of	Baca	7/19/2024	2025	\$ 270,000
Washington County Road & Bridge Facility Phase I	Washington County	Washington	11/14/2024	2025	\$ 597,362
Weld County 2025 Comprehensive Plan	Weld County	Weld	2/13/2025	2025	\$ 200,000
Weld County Grounds Facility Building Construction	Weld County	Weld	10/18/2024	2025	\$ 200,000
Weld County Keenesburg Grader Facility	Weld County	Weld	6/13/2025	2025	\$ 200,000
Weld County Road 29 Improvements	Weld County	Weld	3/18/2025	2025	\$ 950,000
Weld County Road 77 Improvements - Phase 3	Weld County	Weld	7/19/2024	2025	\$ 1,000,000

PROJECT NAME/TITLE:	ORGANIZATION NAME:	COUNTY:	AWARD/DIST DATE:	FY AWARD:	AWARD AMOUNT:
Weld County Roads 76 and 72 Improvements	Weld County	Weld	11/14/2024	2025	\$ 800,000
Yampa Fire Protection Dist. Feasibility & Facility Study	Yampa Fire Protection District	Routt	2/13/2025	2025	\$ 85,000
Yampa Wastewater Treatment Plant Improvements	Yampa, Town of	Routt	11/14/2024	2025	\$ 1,000,000
Yuma Comprehensive Plan	Yuma, City of	Yuma	2/13/2025	2025	\$ 92,500
					\$ 159,069,660

Appendix C: DOLA EIAF Program Special Initiatives FY2021-FY2026

Special Initiative	FY2021	FY2022	FY2023	FY2024	FY2025	FY2026	TOTAL
Broadband Planning & Infrastructure	\$ 5,000,000	\$ 2,500,000	\$ 5,000,000	\$ 5,000,000			\$ 17,500,000
Renewable & Clean Energy	\$ 12,000,000						\$ 12,000,000
More Housing Now				\$ 30,000,000	\$ 30,000,000		\$ 60,000,000
Climate Resiliency Challenge				\$ 20,000,000	\$ 15,000,000		\$ 35,000,000
Main Street LIVE				\$ 17,500,000			\$ 17,500,000
TOTAL	\$ 17,000,000	\$ 2,500,000	\$ 5,000,000	\$ 72,500,000	\$ 45,000,000	\$ -	

Appendix D: EIAF FY25 Expenditures

Summary of Expenditures & Obligations FY25

SUMMARY	Severance	Mineral	Total
Existing Obligations	(186.70)	(79.80)	(266.50)
Transfers out	(54.64)	(4.50)	(59.14)
Recurring Community Support Programs	(1.50)	(3.06)	(4.56)
Competitive EIAF Grants	(113.40)	(32.25)	(145.65)
TOTAL Obligations and Expenditures	(356.24)	(119.61)	(475.85)

FY24 was a record year for severance receipts providing a large starting balance and is not representative of the 'typical year'. This is followed by what we expect to be a record low year for FY26.

The four subsequent slides will go into more detail on each of these categories.

Detail of Existing Obligations FY25

Existing Obligations	Severance	Mineral	Total
Prior Year Contracts and Payables	(150.00)	(52.60)	(202.60)
Operations Reserve (from Long Bill)	(4.50)	(3.30)	(7.80)
Emergency Reserve	(3.00)	(3.00)	(6.00)
Direct Distributions to local govts and schools	(29.2)	(20.9)	(50.1)
	(186.70)	(79.80)	(266.50)

- Prior year contracts and payable mostly represent outstanding obligations on prior, multi-year construction contracts and accounts for over 75% of the obligations.
- Operations costs are defined in the long bill as reappropriated costs primarily designated as 'personnel services' or 'program costs'.
- Emergency reserve is for immediate disaster or health emergency needs.
- The Direct Distribution is 30% of the prior year's revenues.

Detail of Transfers FY25

Transfers out	Severance	Mineral	Total
General Fund Transfers	(43.64)	0.00	(43.64)
Housing Needs Planning TA Fund SB24-174	(10.50)	(4.50)	(15.00)
Uranium Mill Tailings (transfer to CDPHE)	(0.50)	0.00	(0.50)
	(54.64)	(4.50)	(59.14)

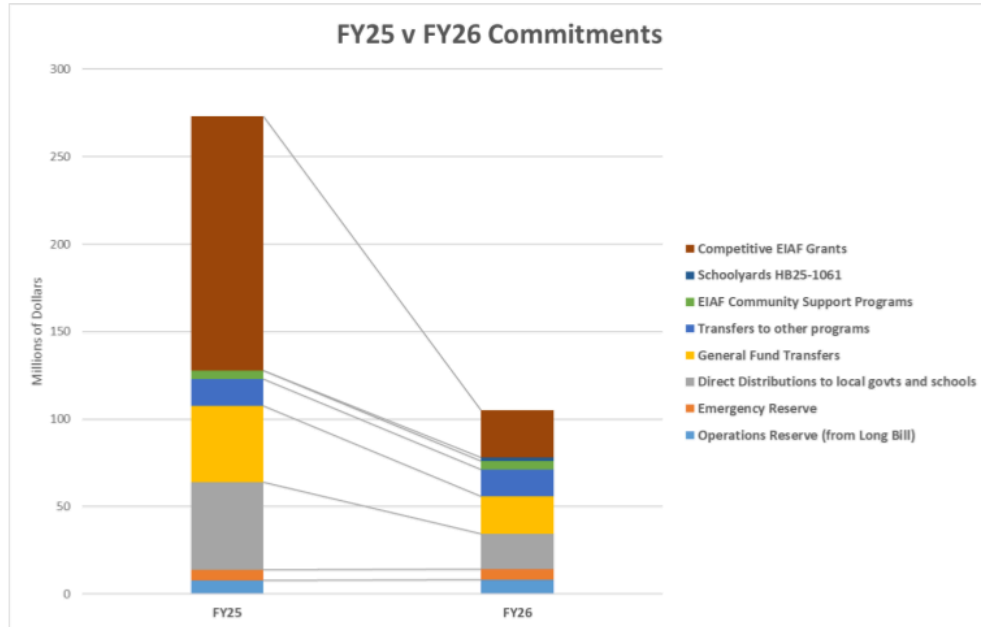
- In FY25, HB24-1413 and SB25-264 transferred \$25M and \$10M respectively to the general fund; SB25-317 swept an additional \$8.64M in interest.
- A one time transfer to facilitate local Housing Needs Assessments and action plans for local governments in the amount of \$15M was enacted via SB24-174.
- The Uranium Mill Tailings transfer is in statute and assists with the disposal of contaminated soils from mill tailings.

Detail of Recurring Grant Programs and EIAF Rounds FY25

Recurring Community Support Programs	Severance	Mineral	Total
Admin and Supplemental Grants Reserve	(1.50)	(1.50)	(3.00)
University Technical Assistance	0.00	(0.85)	(0.85)
Best and Brightest	0.00	(0.35)	(0.35)
Main Street	0.00	(0.36)	(0.36)
	(1.50)	(3.06)	(4.56)

- The recurring programs listed above are made available annually to support local government capacity, planning or project implementation
- The competitive grants line represents multiple rounds of funding primarily for local government priorities in critical infrastructure. The FY25 amount was much larger than usual due to the post-COVID bump in oil and gas activity.

Impact of Severance Reductions on Energy Impact Assistance Fund



Appendix E: Distributions by County and Municipality - Distribution Year 2025

Local Government	County Name:	Severance	Federal Mineral Lease
Adams County	Adams	\$ 17,419.19	\$ 114,916.21
Aguilar, Town of	Las Animas	\$ 334.18	\$ 2,455.39
Akron, Town of	Washington	\$ 324.98	\$ 1,557.75
Alamosa County	Alamosa	\$ 236.02	\$ 1,361.69
Alamosa, City of	Alamosa	\$ 239.95	\$ 1,045.19
Alma, Town of	Park	\$ 225.43	\$ 163.75
Antonito, Town of	Conejos	\$ -	\$ -
Arapahoe County	Arapahoe	\$ 5,460.03	\$ 28,080.68
Archuleta County	Archuleta	\$ 11,583.99	\$ 50,377.83
Arriba, Town of	Lincoln	\$ 37.16	\$ 31.18
Arvada, City of	Adams	\$ 136.10	\$ 896.17
Arvada, City of	Jefferson	\$ 3,110.27	\$ 28,957.92
Aspen, City of	Pitkin	\$ 687.65	\$ 614.49
Ault, Town of	Weld	\$ 3,051.77	\$ 16,526.40
Aurora, City of	Adams	\$ 2,963.86	\$ 19,341.57
Aurora, City of	Arapahoe	\$ 8,409.98	\$ 42,522.68
Aurora, City of	Douglas	\$ 22.38	\$ 256.30
Avon, Town of	Eagle	\$ 18.79	\$ 196.00
Baca County	Baca	\$ 11.66	\$ 403.88
Basalt, Town of	Eagle	\$ 9.43	\$ 98.33
Basalt, Town of	Pitkin	\$ 120.04	\$ 107.27
Bayfield, Town of	La Plata	\$ 4,066.80	\$ 30,160.35
Bennett, Town of	Adams	\$ 350.70	\$ 2,390.15
Bennett, Town of	Arapahoe	\$ 10.53	\$ 53.94
Bent County	Bent	\$ 115.36	\$ 1,378.53
Berthoud, Town of	Larimer	\$ 977.81	\$ 9,773.02
Berthoud, Town of	Weld	\$ 243.64	\$ 1,318.26
Bethune, Town of	Kit Carson	\$ 1.08	\$ 14.51
Black Hawk, City of	Gilpin	\$ 1,276.45	\$ 358.00
Blanca, Town of	Costilla	\$ 50.34	\$ 345.39
Blue River, Town of	Summit	\$ 134.45	\$ 922.55
Bonanza City, Town of	Saguache	\$ 4.01	\$ 1.39
Boone, Town of	Pueblo	\$ 2.96	\$ 23.41
Boulder County	Boulder	\$ 5,229.22	\$ 11,028.80
Boulder, City of	Boulder	\$ 3,378.88	\$ 6,870.66

Local Government	County Name:	Severance	Federal Mineral Lease
Bow Mar, Town of	Arapahoe	\$ 18.34	\$ 93.96
Bow Mar, Town of	Jefferson	\$ 6.20	\$ 55.46
Branson, Town of	Las Animas	\$ 35.25	\$ 254.89
Breckenridge, Town of	Summit	\$ 821.02	\$ 5,633.60
Brighton, City of	Adams	\$ 6,728.78	\$ 47,300.46
Brighton, City of	Weld	\$ 347.84	\$ 1,880.68
Brookside, Town of	Fremont	\$ 95.39	\$ 516.90
Broomfield, City and County of	Broomfield	\$ 5,306.91	\$ 11,259.47
Brush, City of	Morgan	\$ 1,023.37	\$ 13,727.88
Buena Vista, Town of	Chaffee	\$ 2,771.58	\$ 12,492.28
Burlington, City of	Kit Carson	\$ 57.64	\$ 777.59
Calhan, Town of	El Paso	\$ 12.05	\$ 82.75
Campo, Town of	Baca	\$ 0.26	\$ 9.06
Canon City, City of	Fremont	\$ 5,845.56	\$ 32,085.93
Carbonate, Town of	Garfield	\$ -	\$ -
Carbondale, Town of	Garfield	\$ 2,684.30	\$ 123,753.50
Castle Pines, City of	Douglas	\$ 121.83	\$ 1,485.68
Castle Rock, Town of	Douglas	\$ 737.25	\$ 8,808.49
Cedaredge, Town of	Delta	\$ 4,004.16	\$ 9,610.51
Centennial, City of	Arapahoe	\$ 2,957.60	\$ 15,484.99
Center, Town of	Rio Grande	\$ 0.15	\$ 1.25
Center, Town of	Saguache	\$ 446.82	\$ 155.06
Central City	Clear Creek	\$ -	\$ -
Central City	Gilpin	\$ 1,492.84	\$ 418.69
Chaffee County	Chaffee	\$ 7,781.38	\$ 35,185.57
Cheraw, Town of	Otero	\$ 3.21	\$ 20.06
Cherry Hills Village, City of	Arapahoe	\$ 329.02	\$ 1,824.84
Cheyenne County	Cheyenne	\$ 3,124.49	\$ 5,198.18
Cheyenne Wells, Town of	Cheyenne	\$ 1,578.22	\$ 2,625.66
Clear Creek County	Clear Creek	\$ 30,031.91	\$ 43,870.28
Coal Creek, Town of	Fremont	\$ 327.39	\$ 1,768.10
Cokedale, Town of	Las Animas	\$ 110.70	\$ 819.90
Collbran, Town of	Mesa	\$ 234.55	\$ 3,261.31

Local Government	County Name:	Severance	Federal Mineral Lease
Colorado Springs, City of	El Paso	\$ 9,171.61	\$ 62,189.28
Columbine Valley, Town of	Arapahoe	\$ 32.42	\$ 166.05
Commerce City, City of	Adams	\$ 6,147.14	\$ 41,301.30
Conejos County	Conejos	\$ -	\$ -
Cortez, City of	Montezuma	\$ 7,588.76	\$ 330,177.72
Costilla County	Costilla	\$ 203.26	\$ 1,394.70
Craig, City of	Moffat	\$ 92,898.52	\$ 604,966.99
Crawford, Town of	Delta	\$ 1,150.72	\$ 2,698.30
Creede, City of	Mineral	\$ 663.38	\$ -
Crested Butte, Town of	Gunnison	\$ 3,092.34	\$ 23,896.70
Crestone, Town of	Saguache	\$ 39.21	\$ 13.61
Cripple Creek, City of	Teller	\$ 3,390.25	\$ 10,988.56
Crook, Town of	Logan	\$ 4.32	\$ 56.86
Crowley County	Crowley	\$ 200.62	\$ 1,600.36
Crowley, Town of	Crowley	\$ 3.13	\$ 25.81
Custer County	Custer	\$ 213.96	\$ 2,208.61
Dacono, City of	Weld	\$ 5,055.72	\$ 27,320.78
De Beque, Town of	Mesa	\$ 402.44	\$ 5,646.75
Deer Trail, Town of	Arapahoe	\$ 32.13	\$ 164.57
Del Norte, Town of	Rio Grande	\$ 5.37	\$ 43.44
Delta County	Delta	\$ 62,769.32	\$ 153,549.72
Delta, City of	Delta	\$ 21,662.11	\$ 53,662.40
Denver, City And County of	Denver	\$ 6,432.18	\$ 69,969.58
Dillon, Town of	Summit	\$ 278.66	\$ 1,912.09
Dinosaur, Town of	Moffat	\$ 2,283.63	\$ 23,982.13
Dolores County	Dolores	\$ 1,962.06	\$ 153,525.36
Dolores, Town of	Montezuma	\$ 839.87	\$ 38,725.01
Douglas County	Douglas	\$ 3,056.13	\$ 35,069.33
Dove Creek, Town of	Dolores	\$ 503.85	\$ 39,424.87
Durango, City of	La Plata	\$ 11,382.91	\$ 68,293.01

Local Government	County Name:	Severance	Federal Mineral Lease
Eads, Town of	Kiowa	\$ 94.39	\$ 773.44
Eagle County	Eagle	\$ 173.20	\$ 1,806.76
Eagle, Town of	Eagle	\$ 62.83	\$ 604.64
Eaton, Town of	Weld	\$ 8,891.30	\$ 48,195.48
Eckley, Town of	Yuma	\$ 122.05	\$ 1,462.97
Edgewater, City of	Jefferson	\$ 128.39	\$ 1,161.06
El Paso County	El Paso	\$ 6,743.10	\$ 46,700.87
Elbert County	Elbert	\$ 5,036.20	\$ 3,826.14
Elizabeth, Town of	Elbert	\$ 170.61	\$ 129.62
Empire, Town of	Clear Creek	\$ 2,664.19	\$ 3,891.82
Englewood, City of	Arapahoe	\$ 840.23	\$ 4,513.23
Erie, Town of	Boulder	\$ 647.29	\$ 1,373.44
Erie, Town of	Weld	\$ 14,566.14	\$ 78,673.76
Estes Park, Town of	Larimer	\$ 274.38	\$ 2,673.39
Evans, City of	Weld	\$ 33,104.88	\$ 179,438.46
Fairplay, Town of	Park	\$ 697.14	\$ 635.44
Federal Heights, City of	Adams	\$ 604.08	\$ 4,018.08
Firestone, Town of	Weld	\$ 13,560.96	\$ 73,276.75
Flagler, Town of	Kit Carson	\$ 3.47	\$ 46.81
Fleming, Town of	Logan	\$ 13.56	\$ 178.51
Florence, City of	Fremont	\$ 1,102.66	\$ 5,433.15
Fort Collins, City of	Larimer	\$ 7,256.96	\$ 68,820.71
Fort Lupton, City of	Weld	\$ 9,595.34	\$ 51,450.39
Fort Morgan, City of	Morgan	\$ 2,033.40	\$ 27,516.20
Fountain, City of	El Paso	\$ 475.14	\$ 3,662.35
Fowler, Town of	Otero	\$ 35.50	\$ 370.76
Foxfield, Town of	Arapahoe	\$ 29.30	\$ 150.09
Fraser, Town of	Grand	\$ 502.64	\$ 3,076.88
Frederick, Town of	Weld	\$ 12,998.09	\$ 70,244.93
Fremont County	Fremont	\$ 12,472.34	\$ 68,263.51
Frisco, Town of	Summit	\$ 653.15	\$ 4,481.75
Fruita, City of	Mesa	\$ 5,671.90	\$ 72,231.26
Garden City, Town of	Weld	\$ 336.16	\$ 1,820.84
Garfield County	Garfield	\$ 42,684.66	\$ 1,967,419.76
Genoa, Town of	Lincoln	\$ 27.23	\$ 22.85

Local Government	County Name:	Severance	Federal Mineral Lease
Georgetown, Town of	Clear Creek	\$ 4,708.50	\$ 6,878.13
Gilcrest, Town of	Weld	\$ 1,329.34	\$ 7,200.74
Gilpin County	Gilpin	\$ 20,171.20	\$ 5,657.30
Glendale, City of	Arapahoe	\$ 59.76	\$ 306.13
Glenwood Springs, City of	Garfield	\$ 4,462.23	\$ 206,496.20
Golden, City of	Jefferson	\$ 484.01	\$ 4,634.32
Granada, Town of	Prowers	\$ 7.39	\$ 97.34
Granby, Town of	Grand	\$ 1,651.64	\$ 10,215.81
Grand County	Grand	\$ 8,837.58	\$ 53,706.32
Grand Junction, City of	Mesa	\$ 25,442.60	\$ 303,971.42
Grand Lake, Town of	Grand	\$ 163.05	\$ 998.08
Greeley, City of	Weld	\$ 134,119.40	\$ 726,509.83
Green Mountain Falls, Town of	El Paso	\$ 10.89	\$ 74.76
Green Mountain Falls, Town of	Teller	\$ 22.85	\$ 74.06
Greenwood Village, City of	Arapahoe	\$ 501.89	\$ 2,710.37
Grover, Town of	Weld	\$ 276.33	\$ 1,494.69
Gunnison County	Gunnison	\$ 65,353.78	\$ 445,710.76
Gunnison, City of	Gunnison	\$ 20,421.14	\$ 217,133.18
Gypsum, Town of	Eagle	\$ 87.77	\$ 1,016.99
Hartman, Town of	Prowers	\$ 1.06	\$ 14.01
Haswell, Town of	Kiowa	\$ 10.77	\$ 88.27
Haxtun, Town of	Phillips	\$ 13.08	\$ 180.51
Hayden, Town of	Routt	\$ 6,191.56	\$ 7,069.25
Hillrose, Town of	Morgan	\$ 34.88	\$ 474.62
Hinsdale County	Hinsdale	\$ 6,249.28	\$ -
Holly, Town of	Prowers	\$ 33.90	\$ 446.60
Holyoke, City of	Phillips	\$ 88.63	\$ 1,222.85
Hooper, Town of	Alamosa	\$ 1.16	\$ 5.87
Hot Sulphur Springs, Town of	Grand	\$ 749.51	\$ 4,645.61
Hotchkiss, Town of	Delta	\$ 3,180.48	\$ 7,639.39

Local Government	County Name:	Severance	Federal Mineral Lease
Hudson, Town of	Weld	\$ 1,950.25	\$ 10,552.18
Huerfano County	Huerfano	\$ 549.17	\$ 15,318.77
Hugo, Town of	Lincoln	\$ 460.19	\$ 386.13
Idaho Springs, City of	Clear Creek	\$ 6,605.94	\$ 9,649.88
Ignacio, Town of	La Plata	\$ 886.20	\$ 9,733.61
Iliff, Town of	Logan	\$ 7.86	\$ 103.50
Jackson County	Jackson	\$ 3,000.45	\$ 127,365.93
Jamestown, Town of	Boulder	\$ 15.36	\$ 32.36
Jefferson County	Jefferson	\$ 9,243.80	\$ 82,519.49
Johnstown, Town of	Larimer	\$ 957.32	\$ 8,312.93
Johnstown, Town of	Weld	\$ 15,182.90	\$ 82,222.09
Julesburg, Town of	Sedgwick	\$ 21.87	\$ 301.77
Keenesburg, Town of	Weld	\$ 2,514.88	\$ 13,609.42
Kersey, Town of	Weld	\$ 2,671.17	\$ 14,481.60
Keystone, Town of	Summit	\$ 148.65	\$ 1,020.02
Kim, Town of	Las Animas	\$ 42.55	\$ 307.73
Kiowa County	Kiowa	\$ 495.26	\$ 4,058.05
Kiowa, Town of	Elbert	\$ 46.03	\$ 34.97
Kit Carson County	Kit Carson	\$ 51.66	\$ 696.88
Kit Carson, Town of	Cheyenne	\$ 418.18	\$ 695.72
Kremmling, Town of	Grand	\$ 2,514.25	\$ 15,616.01
La Jara, Town of	Conejos	\$ -	\$ -
La Junta, City of	Otero	\$ 111.85	\$ 847.76
La Plata County	La Plata	\$ 46,610.84	\$ 289,617.88
La Salle, Town of	Weld	\$ 4,099.89	\$ 22,231.48
La Veta, Town of	Huerfano	\$ 74.50	\$ 2,302.97
Lafayette, City of	Boulder	\$ 1,572.34	\$ 3,360.44
Lake City, Town of	Hinsdale	\$ 2,551.86	\$ -
Lake County	Lake	\$ 54,158.86	\$ 149,188.31
Lakeside, Town of	Jefferson	\$ 1.09	\$ 9.75
Lakewood, City of	Jefferson	\$ 4,058.34	\$ 34,343.55
Lamar, City of	Prowers	\$ 244.48	\$ 3,221.07
Larimer County	Larimer	\$ 8,969.69	\$ 87,825.37
Larkspur, Town of	Douglas	\$ 2.51	\$ 28.70
Las Animas County	Las Animas	\$ 13,486.29	\$ 95,807.43

Local Government	County Name:	Severance	Federal Mineral Lease
Las Animas, City of	Bent	\$ 19.24	\$ 229.97
Leadville, City of	Lake	\$ 20,291.18	\$ 55,894.94
Limon, Town of	Lincoln	\$ 357.67	\$ 300.10
Lincoln County	Lincoln	\$ 2,029.84	\$ 1,703.15
Littleton, City of	Arapahoe	\$ 1,414.25	\$ 6,798.44
Littleton, City of	Douglas	\$ 3.41	\$ 39.00
Littleton, City of	Jefferson	\$ 33.55	\$ 300.03
Lochbuie, Town of	Adams	\$ 137.75	\$ 987.95
Lochbuie, Town of	Weld	\$ 6,687.12	\$ 36,158.26
Log Lane Village, Town of	Morgan	\$ 219.10	\$ 3,000.79
Logan County	Logan	\$ 1,088.56	\$ 14,331.86
Lone Tree, City of	Douglas	\$ 140.39	\$ 1,743.45
Longmont, City of	Boulder	\$ 8,798.27	\$ 18,714.56
Longmont, City of	Weld	\$ 803.86	\$ 4,342.13
Louisville, City of	Boulder	\$ 670.81	\$ 1,413.57
Loveland, City of	Larimer	\$ 5,629.59	\$ 56,274.83
Lyons, Town of	Boulder	\$ 199.26	\$ 429.31
Manassa, Town of	Conejos	\$ -	\$ -
Mancos, Town of	Montezuma	\$ 1,799.68	\$ 57,473.17
Manitou Springs, City of	El Paso	\$ 56.16	\$ 385.66
Manzanola, Town of	Otero	\$ 4.62	\$ 28.89
Marble, Town of	Gunnison	\$ 317.12	\$ 2,450.58
Mead, Town of	Weld	\$ 6,194.63	\$ 33,490.45
Meeker, Town of	Rio Blanco	\$ 28,088.27	\$ 546,290.62
Merino, Town of	Logan	\$ 8.79	\$ 115.79
Mesa County	Mesa	\$ 54,834.10	\$ 659,973.99
Milliken, Town of	Weld	\$ 11,188.32	\$ 60,137.69
Mineral County	Mineral	\$ 3,737.19	\$ -
Minturn, Town of	Eagle	\$ 2.99	\$ 31.16
Moffat County	Moffat	\$ 108,678.04	\$ 724,875.58
Moffat, Town of	Saguache	\$ 31.19	\$ 10.82
Monte Vista, City of	Rio Grande	\$ 15.19	\$ 122.79
Montezuma County	Montezuma	\$ 25,092.80	\$ 1,155,649.13

Local Government	County Name:	Severance	Federal Mineral Lease
Montezuma, Town of	Summit	\$ 5.86	\$ 40.23
Montrose County	Montrose	\$ 13,584.87	\$ 24,289.72
Montrose, City of	Montrose	\$ 5,794.44	\$ 9,759.48
Monument, Town of	El Paso	\$ 123.47	\$ 847.86
Morgan County	Morgan	\$ 5,490.41	\$ 74,948.20
Morrison, Town of	Jefferson	\$ 7.99	\$ 71.46
Mountain View, Town of	Jefferson	\$ 27.45	\$ 338.89
Mountain Village, Town of	San Miguel	\$ 6.82	\$ 539.34
Mt. Crested Butte, Town of	Gunnison	\$ 1,931.23	\$ 14,924.02
Naturita, Town of	Montrose	\$ 159.33	\$ 701.94
Nederland, Town of	Boulder	\$ 77.97	\$ 164.31
New Castle, Town of	Garfield	\$ 2,288.20	\$ 106,267.59
Northglenn, City of	Adams	\$ 3,001.59	\$ 19,698.97
Northglenn, City of	Weld	\$ 13.70	\$ 73.96
Norwood, Town of	San Miguel	\$ 2.97	\$ 234.75
Nucla, Town of	Montrose	\$ 110.69	\$ 194.73
Nunn, Town of	Weld	\$ 1,264.42	\$ 6,853.51
Oak Creek, Town of	Routt	\$ 1,530.66	\$ 1,699.29
Olathe, Town of	Montrose	\$ 1,627.35	\$ 2,483.75
Olney Springs, Town of	Crowley	\$ 24.97	\$ 312.72
Ophir, Town of	San Miguel	\$ 1.00	\$ 79.32
Orchard City, Town of	Delta	\$ 5,870.51	\$ 14,525.73
Ordway, Town of	Crowley	\$ 59.00	\$ 432.97
Otero County	Otero	\$ 381.04	\$ 1,906.20
Otis, Town of	Washington	\$ 195.27	\$ 935.98
Ouray County	Ouray	\$ 23,369.09	\$ 32.01
Ouray, City of	Ouray	\$ 2,996.91	\$ 4.11
Ovid, Town of	Sedgwick	\$ 4.64	\$ 64.03
Pagosa Springs, Town of	Archuleta	\$ 587.29	\$ 2,554.07
Palisade, Town of	Mesa	\$ 1,322.31	\$ 14,583.41
Palmer Lake, Town of	El Paso	\$ 34.68	\$ 238.18

Local Government	County Name:	Severance	Federal Mineral Lease
Paoli, Town of	Phillips	\$ 0.72	\$ 9.95
Paonia, Town of	Delta	\$ 3,415.20	\$ 8,051.56
Parachute, Town of	Garfield	\$ 2,747.27	\$ 115,524.95
Park County	Park	\$ 33,400.97	\$ 24,132.51
Parker, Town of	Douglas	\$ 761.45	\$ 8,062.18
Peetz, Town of	Logan	\$ 6.73	\$ 88.60
Phillips County	Phillips	\$ 72.44	\$ 999.43
Pierce, Town of	Weld	\$ 1,947.64	\$ 10,557.19
Pitkin County	Pitkin	\$ 3,346.15	\$ 2,990.15
Pitkin, Town of	Gunnison	\$ 220.88	\$ 1,706.91
Platteville, Town of	Weld	\$ 3,992.15	\$ 21,161.81
Poncha Springs, Town of	Chaffee	\$ 344.79	\$ 1,561.80
Pritchett, Town of	Baca	\$ 0.28	\$ 9.73
Prowers County	Prowers	\$ 236.83	\$ 3,120.29
Pueblo County	Pueblo	\$ 1,973.72	\$ 15,309.42
Pueblo, City of	Pueblo	\$ 1,073.88	\$ 8,781.05
Ramah, Town of	El Paso	\$ 3.13	\$ 21.51
Rangely, Town of	Rio Blanco	\$ 35,188.27	\$ 848,076.37
Raymer, Town of	Weld	\$ 137.28	\$ 741.01
Red Cliff, Town of	Eagle	\$ 0.93	\$ 9.66
Rico, Town of	Dolores	\$ 136.78	\$ 10,702.60
Ridgway, Town of	Ouray	\$ 4,437.97	\$ 6.08
Rifle, City of	Garfield	\$ 8,483.22	\$ 401,932.74
Rio Blanco County	Rio Blanco	\$ 58,897.12	\$ 1,304,868.54
Rio Grande County	Rio Grande	\$ 94.22	\$ 761.51
Rockvale, Town of	Fremont	\$ 274.07	\$ 1,484.61
Rocky Ford, City of	Otero	\$ 108.42	\$ 853.77
Romeo, Town of	Conejos	\$ -	\$ -
Routt County	Routt	\$ 21,587.93	\$ 24,744.07
Rye, Town of	Pueblo	\$ 1.72	\$ 13.56
Saguache County	Saguache	\$ 3,984.64	\$ 1,382.80
Saguache, Town of	Saguache	\$ 129.11	\$ 44.81
Salida, City of	Chaffee	\$ 1,530.53	\$ 7,057.70
San Juan County	San Juan	\$ -	\$ -
San Luis, Town of	Costilla	\$ 98.03	\$ 672.65
San Miguel County	San Miguel	\$ 53.29	\$ 4,215.91

Local Government	County Name:	Severance	Federal Mineral Lease
Sanford, Town of	Conejos	\$ -	\$ -
Sawpit, Town of	San Miguel	\$ 0.21	\$ 16.25
Sedgwick County	Sedgwick	\$ 87.08	\$ 1,201.78
Sedgwick, Town of	Sedgwick	\$ 2.96	\$ 40.91
Seibert, Town of	Kit Carson	\$ 1.04	\$ 13.97
Severance, Town of	Weld	\$ 14,415.38	\$ 78,082.45
Sheridan Lake, Town of	Kiowa	\$ 8.38	\$ 68.63
Sheridan, City of	Arapahoe	\$ 186.15	\$ 1,023.28
Silt, Town of	Garfield	\$ 2,408.80	\$ 110,256.69
Silver Cliff, Town of	Custer	\$ 11.73	\$ 121.04
Silver Plume, Town of	Clear Creek	\$ 584.61	\$ 853.99
Silverthorne, Town of	Summit	\$ 1,011.37	\$ 6,939.75
Silverton, Town of	San Juan	\$ -	\$ -
Simla, Town of	Elbert	\$ 40.17	\$ 30.52
Snowmass Village, Town of	Pitkin	\$ 363.93	\$ 325.21
South Fork, Town of	Rio Grande	\$ 2.27	\$ 18.36
Springfield, Town of	Baca	\$ 3.46	\$ 119.88
Starkville, Town of	Las Animas	\$ 35.12	\$ 253.98
Steamboat Springs, City of	Routt	\$ 8,746.21	\$ 10,218.99
Sterling, City of	Logan	\$ 702.75	\$ 9,252.32
Stratton, Town of	Kit Carson	\$ 3.79	\$ 51.14
Sugar City, Town of	Crowley	\$ 4.96	\$ 40.89
Summit County	Summit	\$ 4,448.13	\$ 30,521.88
Superior, Town of	Boulder	\$ 389.19	\$ 820.14
Superior, Town of	Jefferson	\$ -	\$ -
Swink, Town of	Otero	\$ 7.95	\$ 49.65
Teller County	Teller	\$ 41,419.16	\$ 134,248.86
Telluride, Town of	San Miguel	\$ 12.75	\$ 1,008.76
Thornton, City of	Adams	\$ 12,269.48	\$ 77,514.82
Timnath, Town of	Larimer	\$ 780.24	\$ 7,796.30
Timnath, Town of	Weld	\$ 3.23	\$ 17.42
Trinidad, City of	Las Animas	\$ 8,028.06	\$ 59,720.32
Two Buttes, Town of	Baca	\$ 0.09	\$ 3.19
Vail, Town of	Eagle	\$ 53.96	\$ 512.16

Local Government	County Name:	Severance	Federal Mineral Lease
Victor, City of	Teller	\$ 1,185.46	\$ 3,842.36
Vilas, Town of	Baca	\$ 0.25	\$ 8.52
Vona, Town of	Kit Carson	\$ 0.56	\$ 7.59
Walden, Town of	Jackson	\$ 1,178.80	\$ 50,038.74
Walsenburg, City of	Huerfano	\$ 157.15	\$ 4,661.76
Walsh, Town of	Baca	\$ 1.36	\$ 47.15
Ward, Town of	Boulder	\$ 12.35	\$ 26.03
Washington County	Washington	\$ 1,621.56	\$ 7,772.74
Weld County	Weld	\$ 195,867.97	\$ 1,055,347.48
Wellington, Town of	Larimer	\$ 1,346.35	\$ 13,583.89
Westcliffe, Town of	Custer	\$ 8.05	\$ 83.09
Westminster, City of	Adams	\$ 4,196.22	\$ 26,905.32
Westminster, City of	Jefferson	\$ 797.16	\$ 7,247.42
Wheat Ridge, City of	Jefferson	\$ 720.22	\$ 6,839.99
Wiggins, Town of	Morgan	\$ 656.78	\$ 9,012.00
Wiley, Town of	Prowers	\$ 27.28	\$ 359.48
Williamsburg, Town of	Fremont	\$ 363.93	\$ 2,238.29
Windsor, Town of	Larimer	\$ 592.87	\$ 5,918.93
Windsor, Town of	Weld	\$ 30,275.90	\$ 161,439.66
Winter Park, Town of	Grand	\$ 427.43	\$ 2,621.30
Woodland Park, City of	Teller	\$ 12,044.89	\$ 39,040.20
Wray, City of	Yuma	\$ 880.32	\$ 10,552.44
Yampa, Town of	Routt	\$ 1,017.41	\$ 1,124.57
Yuma County	Yuma	\$ 2,839.83	\$ 34,041.03
Yuma, City of	Yuma	\$ 764.81	\$ 9,167.73
Total		\$ 1,965,586.45	\$ 16,965,037.85

Appendix F: Federal Mineral Lease Distribution to School Districts - Distribution Year 2025

School District	County Name:	Distribution Amount
Academy 20 School District	El Paso	\$ 2,018.94
Adams 12 Five Star Schools	Adams	\$ 11,470.25
Adams 12 Five Star Schools	Broomfield	\$ 578.27
Adams County 14 School District	Adams	\$ 2,018.43
Adams-Arapahoe 28J School District	Adams	\$ 694.33
Adams-Arapahoe 28J School District	Arapahoe	\$ 2,876.11
Agate 300 School District	Elbert	\$ 7.21
Aguilar Reorganized 6 School District	Las Animas	\$ 850.52
Akron R-1 School District	Washington	\$ 406.48
Alamosa RE-11J School District	Alamosa	\$ 173.32
Alamosa RE-11J School District	Conejos	\$ -
Archuleta County 50 JT School District	Archuleta	\$ -
Archuleta County 50 JT School District	Hinsdale	\$ -
Arickaree R-2 School District	Washington	\$ 77.18
Arriba-Flagler C-20 School District	Kit Carson	\$ 14.99
Arriba-Flagler C-20 School District	Lincoln	\$ 8.01
Aspen 1 School District	Pitkin	\$ 291.81
Ault-Highland RE-9 School District	Weld	\$ 4,140.84
Bayfield 10 JT.-R School District	Archuleta	\$ -
Bayfield 10 JT.-R School District	La Plata	\$ 6,528.91
Bennett 29J School District	Adams	\$ 409.23

School District	County Name:	Distribution Amount
Bennett 29J School District	Arapahoe	\$ 56.57
Bethune R-5 School District	Kit Carson	\$ 10.38
Big Sandy 100J School District	El Paso	\$ 8.88
Big Sandy 100J School District	Elbert	\$ 18.48
Boulder Valley RE 2 School District	Boulder	\$ 2,156.44
Boulder Valley RE 2 School District	Broomfield	\$ 315.29
Boulder Valley RE 2 School District	Gilpin	\$ 172.65
Branson Reorganized 82 School District	Las Animas	\$ 3,439.07
Briggsdale RE-10 School District	Morgan	\$ -
Briggsdale RE-10 School District	Weld	\$ 694.74
Brighton 27J School District	Adams	\$ 9,515.13
Brighton 27J School District	Broomfield	\$ -
Brighton 27J School District	Denver	\$ -
Brighton 27J School District	Weld	\$ 420.67
Brush RE-2(J) School District	Morgan	\$ 2,494.08
Brush RE-2(J) School District	Washington	\$ 2.06
Buena Vista R-31 School District	Chaffee	\$ 2,012.89
Buffalo RE-4 School District	Logan	\$ 244.27
Buffalo RE-4 School District	Morgan	\$ 13.83
Buffalo RE-4 School District	Washington	\$ 10.29
Burlington RE-6J School District	Kit Carson	\$ 76.35
Burlington RE-6J School District	Yuma	\$ -
Byers 32J School District	Adams	\$ 11.17

School District	County Name:	Distribution Amount
Byers 32J School District	Arapahoe	\$ 522.54
Calhan RJ-1 School District	El Paso	\$ 30.22
Calhan RJ-1 School District	Elbert	\$ 1.09
Campo RE-6 School District	Baca	\$ 3.41
Canon City RE-1 School District	Fremont	\$ 6,560.32
Centennial R-1 School District	Costilla	\$ 74.45
Center 26 JT School District	Alamosa	\$ 1.38
Center 26 JT School District	Rio Grande	\$ 3.36
Center 26 JT School District	Saguache	\$ 78.38
Cheraw 31 School District	Otero	\$ 25.25
Cherry Creek 5 School District	Arapahoe	\$ 4,061.35
Cheyenne County RE-5 School District	Cheyenne	\$ 455.54
Cheyenne Mountain 12 School District	El Paso	\$ 285.70
Clear Creek RE-1 School District	Clear Creek	\$ 5,537.25
Colorado Springs 11 School District	El Paso	\$ 1,741.46
Consolidated C-1 School District	Custer	\$ 197.82
Cotopaxi RE-3 School District	Fremont	\$ 308.32
Creede Consolidated 1 School District	Mineral	\$ -
Cripple Creek-Victor RE-1 School District	Teller	\$ 2,247.98
Crowley County RE-1-J School District	Crowley	\$ 178.54
Crowley County RE-1-J School District	Lincoln	\$ -
DeBeque 49JT School District	Garfield	\$ 282.04
DeBeque 49JT School District	Mesa	\$ 738.58

School District	County Name:	Distribution Amount
Deer Trail 26J School District	Adams	\$ -
Deer Trail 26J School District	Arapahoe	\$ 23.39
Del Norte C-7 School District	Rio Grande	\$ 18.32
Delta County School District 50(J)	Delta	\$ 21,227.70
Delta County School District 50(J)	Gunnison	\$ 442.88
Delta County School District 50(J)	Mesa	\$ 27.87
Delta County School District 50(J)	Montrose	\$ 95.31
Denver County 1 School District	Denver	\$ 5,947.41
Dolores County RE No. 2 School District	Dolores	\$ 17,310.49
Dolores County RE No. 2 School District	San Miguel	\$ 5.00
Dolores RE-4A School District	Montezuma	\$ 23,781.76
Douglas County RE 1 School District	Douglas	\$ 4,716.91
Douglas County RE 1 School District	Elbert	\$ 30.09
Durango 9-R School District	La Plata	\$ 23,683.30
Eads RE-1 School District	Kiowa	\$ 371.26
Eagle County School District RE50J	Eagle	\$ 314.77
Eagle County School District RE50J	Garfield	\$ -
Eagle County School District RE50J	Routt	\$ -
East Grand 2 School District	Grand	\$ 5,924.80
East Otero R-1 School District	Otero	\$ 161.25
Eaton RE-2 School District	Weld	\$ 8,536.63
Edison 54 JT School District	El Paso	\$ 4.48
Edison 54 JT School District	Lincoln	\$ 0.73

School District	County Name:	Distribution Amount
Edison 54 JT School District	Pueblo	\$ 0.61
Elbert 200 School District	Elbert	\$ 24.90
Elizabeth C-1 School District	Elbert	\$ 231.54
Ellicott 22 School District	El Paso	\$ 73.08
Englewood 1 School District	Arapahoe	\$ 170.75
Falcon 49 School District	El Paso	\$ 2,628.36
Florence RE-2 School District	Custer	\$ 7.26
Florence RE-2 School District	El Paso	\$ 0.63
Florence RE-2 School District	Fremont	\$ 2,487.96
Fort Morgan RE-3 School District	Morgan	\$ 6,433.81
Fountain 8 School District	El Paso	\$ 587.57
Fowler R-4J School District	Crowley	\$ 16.92
Fowler R-4J School District	Otero	\$ 34.50
Fowler R-4J School District	Pueblo	\$ 3.40
Frenchman RE-3 School District	Logan	\$ 162.44
Garfield 16 School District	Garfield	\$ 29,511.13
Garfield RE-2 School District	Garfield	\$ 114,634.46
Genoa-Hugo C113 School District	Lincoln	\$ 59.42
Gilcrest RE-1 School District	Weld	\$ 6,966.56
Gilpin County RE-1 School District	Gilpin	\$ 374.24
Granada RE-1 School District	Prowers	\$ 61.20
Greeley 6 School District	Weld	\$ 95,077.88
Gunnison RE1J School District	Gunnison	\$ 59,552.01

School District	County Name:	Distribution Amount
Gunnison RE1J School District	Saguache	\$ -
Hanover 28 School District	El Paso	\$ 19.91
Harrison 2 School District	El Paso	\$ 950.87
Haxtun RE-2J School District	Logan	\$ 13.16
Haxtun RE-2J School District	Phillips	\$ 62.94
Haxtun RE-2J School District	Sedgwick	\$ 1.04
Haxtun RE-2J School District	Yuma	\$ 62.17
Hayden RE-1 School District	Routt	\$ 500.81
Hi-Plains R-23 School District	Kit Carson	\$ 10.61
Hinsdale County RE 1 School District	Hinsdale	\$ -
Hoehne Reorganized 3 School District	Las Animas	\$ 1,996.88
Holly RE-3 School District	Prowers	\$ 81.07
Holyoke RE-1J School District	Phillips	\$ 142.14
Holyoke RE-1J School District	Sedgwick	\$ 0.52
Holyoke RE-1J School District	Yuma	\$ 8.48
Huerfano RE-1 School District	Huerfano	\$ 1,218.50
Idalia RJ-3 School District	Kit Carson	\$ 0.81
Idalia RJ-3 School District	Yuma	\$ 364.56
Ignacio 11 JT School District	Archuleta	\$ 4,499.21
Ignacio 11 JT School District	La Plata	\$ 3,601.20
Jefferson County R-1 School District	Broomfield	\$ 33.10
Jefferson County R-1 School District	Jefferson	\$ 14,150.74
Johnstown-Milliken RE-5J School District	Larimer	\$ 1.52

School District	County Name:	Distribution Amount
Johnstown-Milliken RE-5J School District	Weld	\$ 16,603.73
Julesburg RE-1 School District	Phillips	\$ -
Julesburg RE-1 School District	Sedgwick	\$ 112.53
Karval RE-23 School District	Lincoln	\$ 7.72
Keenesburg RE-3J School District	Adams	\$ 26.48
Keenesburg RE-3J School District	Weld	\$ 10,249.06
Kim Reorganized 88 School District	Las Animas	\$ 162.71
Kiowa C-2 School District	Elbert	\$ 24.70
Kit Carson R-1 School District	Cheyenne	\$ 268.62
La Veta RE-2 School District	Huerfano	\$ 675.60
Lake County R-1 School District	Lake	\$ 17,432.08
Lamar RE-2 School District	Prowers	\$ 401.55
Las Animas RE-1 School District	Bent	\$ 107.17
Lewis Palmer 38 School District	El Paso	\$ 492.96
Liberty J-4 School District	Kit Carson	\$ 1.04
Liberty J-4 School District	Yuma	\$ 158.26
Limon RE-4J School District	Elbert	\$ 2.42
Limon RE-4J School District	Lincoln	\$ 124.09
Littleton 6 School District	Arapahoe	\$ 1,026.75
Lone Star 101 School District	Washington	\$ 120.40
Mancos RE-6 School District	Montezuma	\$ 18,898.36
Manitou Springs 14 School District	El Paso	\$ 88.27
Manzanola 3J School District	Crowley	\$ 9.63

School District	County Name:	Distribution Amount
Manzanola 3J School District	Otero	\$ 19.33
Mapleton 1 School District	Adams	\$ 2,714.62
McClave RE-2 School District	Bent	\$ 28.21
Meeker RE1 School District	Rio Blanco	\$ 133,810.94
Mesa County Valley 51 School District	Mesa	\$ 88,002.38
Miami/Yoder 60 JT School District	El Paso	\$ 24.58
Miami/Yoder 60 JT School District	Elbert	\$ 1.19
Miami/Yoder 60 JT School District	Lincoln	\$ 7.72
Moffat 2 School District	Saguache	\$ 30.76
Moffat County RE:No 1 School District	Moffat	\$ 115,075.10
Monte Vista C-8 School District	Rio Grande	\$ 46.45
Montezuma-Cortez RE-1 School District	Montezuma	\$ 91,792.02
Montrose County RE-1J School District	Gunnison	\$ -
Montrose County RE-1J School District	Montrose	\$ 2,944.02
Montrose County RE-1J School District	Ouray	\$ 0.02
Mountain Valley RE 1 School District	Saguache	\$ 23.45
North Conejos RE-1J School District	Alamosa	\$ 8.85
North Conejos RE-1J School District	Conejos	\$ -
North Park School District R-1	Jackson	\$ 15,079.40
Norwood R-2J School District	Montrose	\$ 23.44
Norwood R-2J School District	San Miguel	\$ 69.40
Otis R-3 School District	Washington	\$ 183.17
Ouray R-1 School District	Ouray	\$ 1.31

School District	County Name:	Distribution Amount
Park (Estes Park) R-3 School District	Boulder	\$ 3.85
Park (Estes Park) R-3 School District	Larimer	\$ 420.30
Park County RE-2 School District	Park	\$ 929.37
Pawnee RE-12 School District	Weld	\$ 225.21
Peyton 23 JT School District	El Paso	\$ 44.97
Peyton 23 JT School District	Elbert	\$ 0.20
Plainview RE-2 School District	Kiowa	\$ 52.76
Plateau RE-5 School District	Logan	\$ 150.51
Plateau Valley 50 School District	Mesa	\$ 1,302.96
Platte Canyon 1 School District	Park	\$ 1,189.82
Platte Valley RE-3 School District	Sedgwick	\$ 22.63
Platte Valley RE-7 School District	Weld	\$ 4,729.35
Poudre R-1 School District	Larimer	\$ 14,443.39
Prairie RE-11 School District	Logan	\$ 22.21
Prairie RE-11 School District	Weld	\$ 429.17
Primero Reorganized 2 School District	Las Animas	\$ 1,475.47
Pritchett RE-3 School District	Baca	\$ 5.32
Pueblo City Schools	Pueblo	\$ 1,172.87
Pueblo County Rural 70 School District	Pueblo	\$ 873.96
Rangely RE-4 School District	Rio Blanco	\$ 95,624.08
Ridgway R-2 School District	Ouray	\$ 2.26
Roaring Fork RE-1 School District	Eagle	\$ 48.67
Roaring Fork RE-1 School District	Garfield	\$ 113,262.75

School District	County Name:	Distribution Amount
Roaring Fork RE-1 School District	Pitkin	\$ 51.35
Rocky Ford R-2 School District	Otero	\$ 69.76
Salida R-32 School District	Chaffee	\$ 2,772.38
Salida R-32 School District	Fremont	\$ 145.59
Sanford 6J School District	Alamosa	\$ -
Sanford 6J School District	Conejos	\$ -
Sangre De Cristo RE-22J School District	Alamosa	\$ 18.70
Sangre De Cristo RE-22J School District	Saguache	\$ 4.13
Sargent RE-33J School District	Alamosa	\$ 2.84
Sargent RE-33J School District	Rio Grande	\$ 12.40
Sheridan 2 School District	Arapahoe	\$ 71.21
Sierra Grande R-30 School District	Costilla	\$ 130.63
Silverton 1 School District	San Juan	\$ -
South Conejos RE-10 School District	Conejos	\$ -
South Routt RE 3 School District	Rio Blanco	\$ -
South Routt RE 3 School District	Routt	\$ 358.67
Springfield RE-4 School District	Baca	\$ 22.92
St. Vrain Valley RE 1J School District	Boulder	\$ 1,599.57
St. Vrain Valley RE 1J School District	Broomfield	\$ 30.40
St. Vrain Valley RE 1J School District	Larimer	\$ 235.47
St. Vrain Valley RE 1J School District	Weld	\$ 52,027.15
Steamboat Springs RE-2 School District	Routt	\$ 2,953.30
Strasburg 31J School District	Adams	\$ 334.75

School District	County Name:	Distribution Amount
Strasburg 31J School District	Arapahoe	\$ 22.25
Stratton R-4 School District	Kit Carson	\$ 22.55
Summit RE-1 School District	Summit	\$ 4,375.11
Swink 33 School District	Otero	\$ 36.46
Telluride R-1 School District	Dolores	\$ -
Telluride R-1 School District	San Miguel	\$ 443.62
Thompson R-2J School District	Boulder	\$ -
Thompson R-2J School District	Larimer	\$ 7,082.57
Thompson R-2J School District	Weld	\$ 380.30
Trinidad 1 School District	Las Animas	\$ 5,643.03
Valley RE-1 School District	Logan	\$ 1,458.24
Vilas RE-5 School District	Baca	\$ 4.72
Walsh RE-1 School District	Baca	\$ 14.75
Weld County RE-8 School District	Broomfield	\$ -
Weld County RE-8 School District	Weld	\$ 9,758.28
Weldon Valley RE-20(J) School District	Morgan	\$ 375.49
Weldon Valley RE-20(J) School District	Weld	\$ -
West End RE-2 School District	Montrose	\$ 118.75
West Grand 1-JT. School District	Eagle	\$ -
West Grand 1-JT. School District	Grand	\$ 1,800.00
West Grand 1-JT. School District	Summit	\$ -
Westminster 50 School District	Adams	\$ 2,999.92
Widefield 3 School District	El Paso	\$ 706.41

School District	County Name:	Distribution Amount
Wiggins RE-50(J) School District	Adams	\$ 3.72
Wiggins RE-50(J) School District	Morgan	\$ 1,620.56
Wiggins RE-50(J) School District	Weld	\$ 63.74
Wiley RE-13 JT School District	Bent	\$ 1.34
Wiley RE-13 JT School District	Prowers	\$ 73.18
Windsor RE-4 School District	Weld	\$ 35,929.08
Woodland Park RE-2 School District	Teller	\$ 13,748.51
Woodlin R-104 School District	Washington	\$ 73.06
Wray RD-2 School District	Yuma	\$ 1,954.21
Yuma 1 School District	Yuma	\$ 2,146.38
TOTAL		\$ 1,442,028.22



COLORADO
Department of Local Affairs

Joint Budget Committee Hearing FY 2025-2026

Department of Local Affairs

December 8, 2025



Proposed Agenda for Today's Hearing



- Introductions
- DOLA Budget Overview
- CORA Administrator
- OIT Reduction
- Mobile Home Park Grant & Loan Transfers
- Peace Officer Mental Health Program
- Child Care Facility Development
- Energy Impact Assistance Fund

Mission & Vision



Mission

Strengthen Colorado communities.

Vision

The Department of Local Affairs is responsible for strengthening Colorado's local communities through accessible, affordable and secure housing; implementation of property tax law; and increasing capacity building through strategic training, research, technical assistance, and funding to localities.



Pueblo Riverwalk

DOLA is Doing Critical Work



Division of Housing

- Fund affordable housing construction
- Work with homeless service providers to maximize client outcomes
- Prevent evictions
- Ensure safe housing



Division of Local Government

- Provide funding opportunities
- Technical assistance
- Build community resilience



Division of Property Taxation

- Provide reporting
- Technical assistance
- Offers professional education
- Administer exemptions



Board of Assessment Appeals

- Docket appeals
- Hold evidentiary hearings
- Issue written decisions



State Demography Office

- Production of estimates & forecasts
- Data dissemination
- Technical assistance and outreach

Progress, but Still More Work to Do




The housing shortfall for 2023, the most recent year for which data are available, is **estimated to be 106,000 units.**



The shortage peaked in 2019 at **140,000 units.**

To prevent the shortfall from growing, **approximately 34,100 new homes would need to be built each year** over the next decade based on the latest population projections.



These would need to be owner-or renter-occupied homes, not second or vacation homes.



The report notes that while the housing shortfall has lessened, housing affordability issues have grown.

Homelessness Facts & Figures



In 2024, almost **53,000 people** were reported homeless in the Homeless Management Information System.



In 2024, nearly **16,000 people (30%)** were chronically homeless. This is the number of people who need Permanent Supportive Housing.



In 2024, Colorado had 14,550 permanent housing beds—**only enough to serve ¼ of those experiencing homelessness.**



We've built 2,000 PSH units in the past 5 years (40% increase), but we still have nearly a 16,000 gap in permanent supportive housing in Colorado.



DOLA Budget Overview

Main Presenters:

- Maria De Cambra, Executive Director
- Geoff Alexander, Chief Financial Officer

Supporting Presenters:

- Tyler Jaeckel, Division of Housing Director

Topics:

- One-time Funded Programs: Page 3, Questions 1-4 in the packet, Slides 10-19



Budget Risks to Federal Programs



DOLA receives over **\$140M** in federal funds for dozens of programs each year.



Current **risks** and **uncertainty** include:

Emergency Housing Voucher (EHV) ending earlier 2026 vs. 2030:

- **400 households** (\$7M annual)

\$21M in delayed approvals for FY25 HUD Entitlement Grants

Continuum of Care grant program - \$26M in current funding in jeopardy affecting **2,600 individuals**

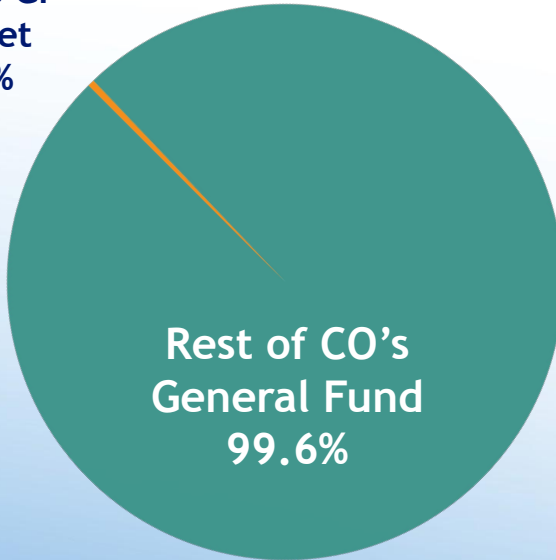
Current discussions around budget creating uncertainty regarding Housing Choice Vouchers, HOME Funds, Community Development Block Grant, and Continuum of Care program

DOLA's General Fund Breakdown

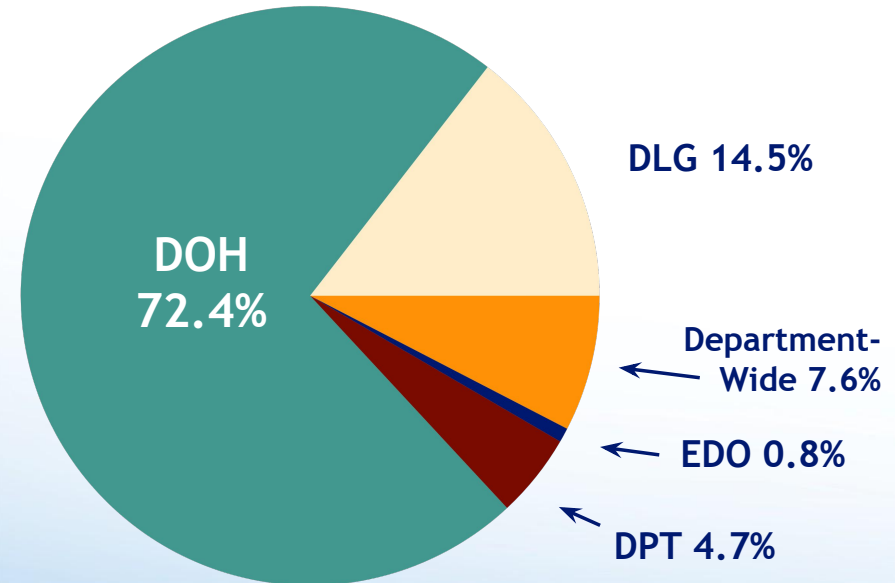


General Fund Statewide

DOLA's GF
Budget
0.4%

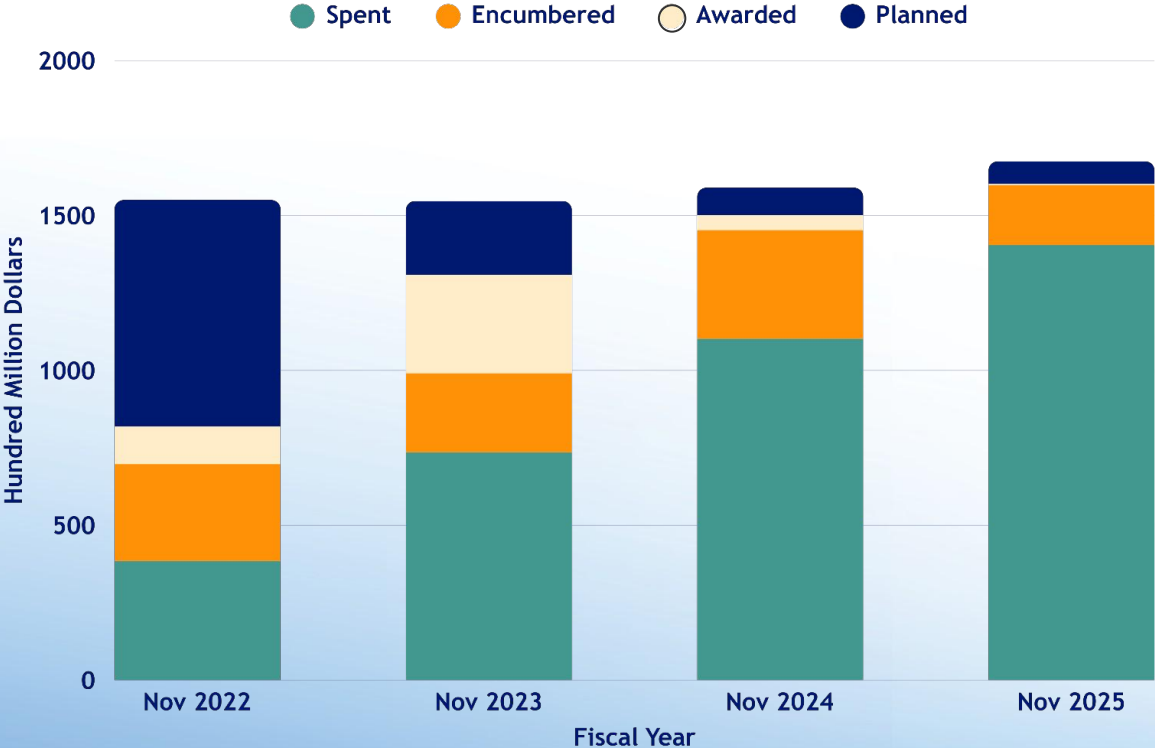


DOLA General Fund by Division



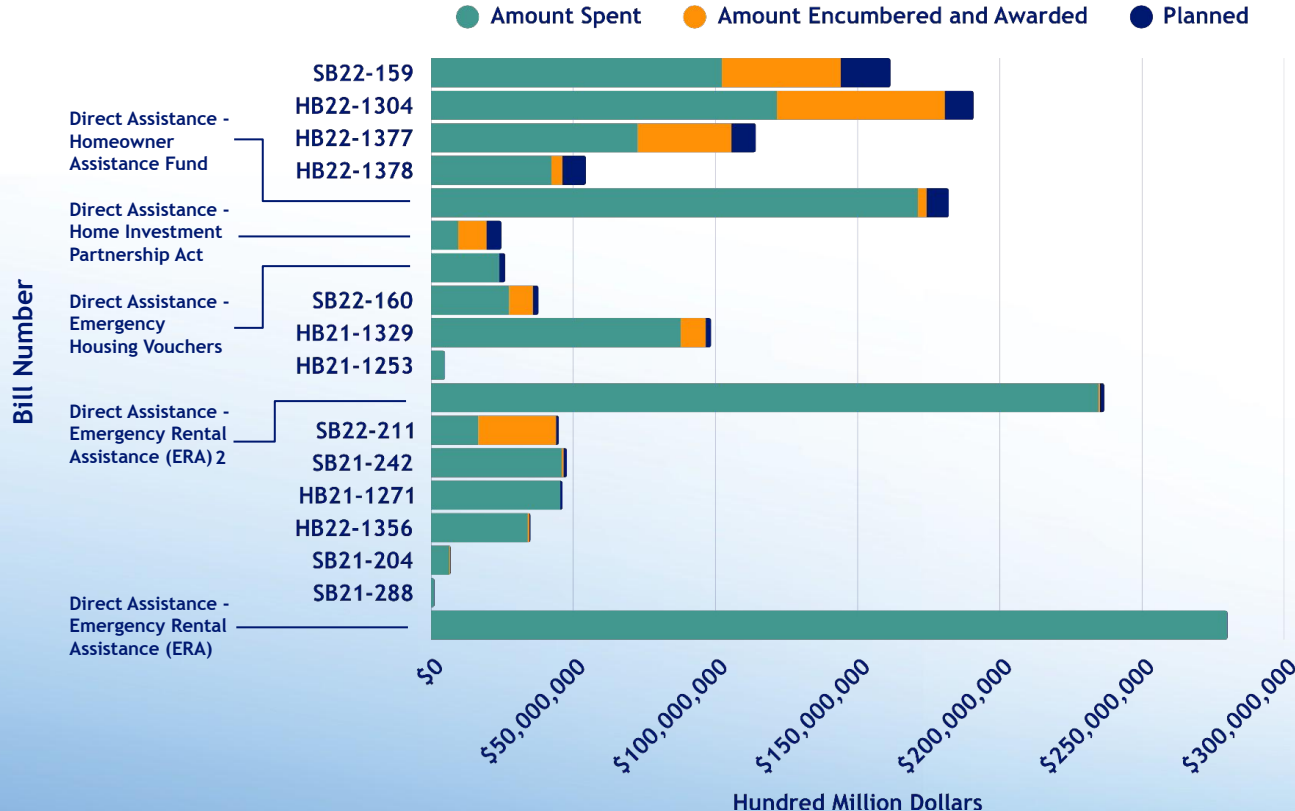
DOLA GF Total: \$65,323,315

Stimulus Funding Implementation: Progress



98% of allocated funds spent/encumbered and DOLA is on track to spend all remaining funds.

Status of Stimulus Dollars



We're nearing the end of our stimulus spending.

Spotlight on Key DOLA Programs



In the next section, we'll provide brief updates on:

- Disaster Resiliency Rebuilding Program
- HB24-1313: Transit Oriented Communities
- HB24-1152: Accessory Dwelling Units

Image: Accessory Dwelling Unit Build in Progress (Denver)

Disaster Resiliency Rebuilding & Housing Recovery

Beneficiaries reported that rebuilding **WOULD NOT BE POSSIBLE** without these funds



DRR Overview

- DRR established in 2022 following the Marshall Fire
- Supports **homeowners, businesses and local governments** impacted by state or federal disasters
- **Over \$400K** to DHSEM for survivor portal
- **\$14.6M** to support the Housing Recovery Program



Housing Recovery

- Combines DRR with federal funding to provide forgivable and repayable loans to fund the rebuilding gap
- **504** households received a total of **\$19.6M**
- **\$8.3M** went to LMI households (less than 80% AMI)
- **\$6M** invested in mitigation activities (across all AMIs)

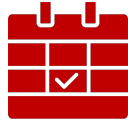


Recovery Status

- **76%** of homes are rebuilt
- Over **90%** of HRP participants are rebuilt
- Over **75%** rebuilt to 2021 International Energy Conservation Code Standards

HB24-1313:

Housing in Transit Oriented Communities (TOC)



On Track

- Almost **70%** of jurisdictions compliant or in progress
- **7 jurisdictions are a year ahead of schedule**
- First cycle of infrastructure grants underway for early adopter communities (\$15M available)
- Next grant cycle in FY27 due to bill deadlines



Critical Funding

- Final Housing Opportunity Reports due **Dec 31, 2026**
- Municipalities have already spent significant resources and time complying with HB24-1313 to be eligible to receive funding
- Without technical assistance funding, jurisdictions would have **insufficient capacity to complete statutory requirements**



Case Study: Longmont

- Requesting \$2M for bus rapid transit station expansion supporting 300 housing units
- DOLA's Technical Assistance Team:
 - Created 90 tools and resources (26 TOC specific)
 - Provided 52 webinars (18 TOC-specific), and
 - Held monthly TOC working groups since Sept. 2024
- Longmont:
 - Participated in group offerings
 - utilized calculation tools, datasets, and Q&A discussions
 - Held 2 hour pre-application meeting to move toward early compliance certification for TOCI.



Longmont

TOCI Statutory Timeline



For early TOC
adopters

TOCI Pilot
Round (\$15M
Available)

Oct 27 to
Dec 12, 2025

HOG Report
Compliance
Deadline

Dec 31, 2026

TOCI Round 2
(Final), \$15M
available


Early 2027

HB24-1152: Accessory Dwelling Units



Accessory Dwelling Units

- First round of granting **(\$890K)** to eligible jurisdictions complete
- Strong demand for second grant round set for this February



On Track

- Over **80%** of subject jurisdictions are compliant or in progress
- Staff continue to work with remaining 20% to offer tech assistance
- **10 additional jurisdictions** voluntarily complying or working towards compliance to access funds

HB24-1152: Accessory Dwelling Units



Case Study: Grand Junction

- Exceeded ADU law requirements
- Awarded a **\$325K** grant to expand their existing program
- City offers bilingual tools, workshops, cost estimator, FAQs, and more
- Grant provides pre-approved ADU designs, fee waivers, and incentives
- Local ADU production has **DOUBLED** since they started their program in 2023







Executive Director's Office

R-01 CORA Administrator

Main Presenters:

- Maria De Cambra, Executive Director

Supporting Presenters:


- Geoff Alexander, Chief Financial Officer
- Megan Collignon, Director of Administration

Topics:

- CORA Administrator Request: Page 9, Questions 5-7 in the packet, Slides 20-29

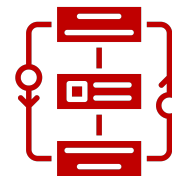


Statutory Requirements for CORA



Statutorily Required Response Time

- Respond within **3 business days** of receipt of request
- If an extension is warranted, **7 business days**



Required Steps for Every CORA

- **Must** respond in writing
- **Must** redact all PII and proprietary information
- **Must** search all files, emails, etc through Google Vault

Process to Respond to every CORA



**Intake and
validation**

Internal Response
Coordination
Workflow

**Email
records and
retrieval**

**Document
Review and
Compliance**

**Response
and Record
Keeping**

Steps we've taken to reduce the number of CORA requests:

Improved CORA Request Form



The Department of Local Affairs Open Records Request Form

Introduction

CORA

Submit

Delete

The Department of Local Affairs (DOLA) supports the goals of governmental transparency by making every effort to ensure records requests are fulfilled within the parameters of the law. When responding to a records request, DOLA shall make every effort to respond within three (3) working days as required by § 24-72-203(3)(b), C.R.S.

Este formulario no se utiliza para solicitar asistencia con el alquiler ni la hipoteca. Visite la página del [Programa de Asistencia de Emergencia Para El Alquiler](#) o la página del [Programa de Asistencia Hipotecaria de Emergencia](#) para obtener información sobre cómo solicitar ayuda.

This form is not for rental or mortgage assistance requests. Please visit the [Emergency Rental Assistance Program](#) page or the [Emergency Mortgage Assistance Program](#) page for information on how to request assistance.

DOLA does not maintain police or accident records. Please contact the respective law enforcement agencies directly for police and accident records requests.

DOLA no gestiona registros policiales ni de accidentes. Comuníquese directamente con las autoridades policiales para solicitar esos registros.

Please note that **DOLA is not a central repository for public records in Colorado.** Requests must be submitted directly to the government office that maintains the records being sought.

DOLA no es el repositorio central de registros públicos de Colorado. Las peticiones deben enviarse directamente a la oficina gubernamental que posea los registros solicitados.

Request Fees

DOLA may charge for copying and staff time for requests requiring over two (2) hours of staff time or more than 25 pages of hard copy documents. Fees are up to \$30 per hour for staff time and \$0.25 per hard copy page, in accordance with § 24-72-205(5)(a) and (6)(a), C.R.S. Requestors are encouraged to include specific details in their request such as the documents sought, relevant search terms, date ranges, and email addresses.

Start Form >

Steps we've taken to reduce the number of CORA requests:

Improved CORA Webpage



Frequently Asked Questions

[Expand All](#)

What is The Colorado Open Records Act?

What is a Public Record?

What Records Are Excluded From Public Inspection?

Is There A Cost To Obtain Records Pursuant To An Open Records Request?

Why Is There A Cost To The Public To Access Records?

What Information Does DOLA Require In Order To Process My CORA Request?

How To Submit A Cora Request

How long does it take to get an answer to my CORA request?

Will department staff interpret or explain the documents provided in response to a CORA request?

Abandoned Requests

Format For Records

What If DOLA Doesn't Have The Public Record I'm Seeking?

What Information Does DOLA Require In Order To Process My CORA Request?

All requests should include the following information:

- Requestor name (optional)
- Requestor email
- Address (optional)
- Telephone number (optional)
- Detailed description of documents requested.
 - Requests must be specific in nature, as general or broad topics may result in a large number of documents returned at a high cost to the requestor.
 - It is not necessary to add CORA Act language in the request.
- Whether electronic or hard copies of documents is preferred.

How To Submit A Cora Request

Use the [CORA Online Request Form](#) to submit a written CORA request. Verbal requests are not accepted. If your request is for records held by another agency or department, you must make your request to them.

Written requests can also be submitted via postal mail or private carrier to:

Colorado Department of Local Affairs
1313 Sherman St, Room 320, Denver CO 80203
Attn: CORA Administrator

Steps we've taken to reduce the number of CORA requests:

DOLA is a leader in user-centered web design



Solicited User Feedback

- This tool provides real-time public feedback that's easy to track and act on
- In mid-2023, DOLA added a "Was this content helpful?" survey to the bottom of 90% of all of its web pages



Two-Year Website Improvement Project

- Incorporated nearly 3,000 comments
- Update all web pages based on this user feedback



Inspired an OIT Pilot

- OIT took note of DOLA's innovative use of this tool and has led other state agencies to replicate this approach

Case Study 1: Website Improvements to Reduce CORAs

Localities for Property Tax



Localities

To ensure the most accurate results:

Both a reference address and distance must be input

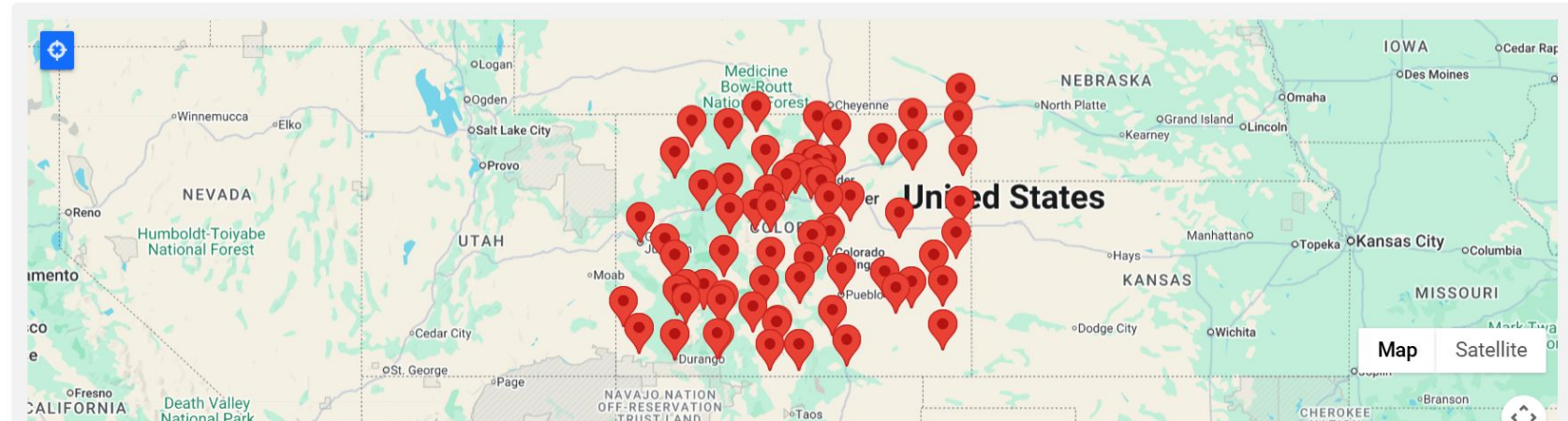
Please ensure the address matches the selected county

Enter Location or Zip Code

Distance in Miles

County - Any -

Apply



Case Study 2: Website Improvements to Reduce CORAs

Division of Local Government Searchable Funding Directory



Search Filters

View 30 | 60 | 90 | - All -

I am a...

☐ Government Entity/Non-Profit (27)

☐ Resident (2)

Type of Funding

☐ Grants (20)

☐ Direct Distribution (4)

☐ Grants and Loans (3)

Search Results

Accessory Dwelling Unit (ADU) Grant Program

The Accessory Dwelling Unit Grant Program (ADUG) enacted by HB24-1152 (§§ 29-35-401 - 29-35-405) provides grants to certified accessory dwelling unit (ADU) Supportive Jurisdictions for activities that promote the construction of ADUs.

Community Development Block Grant - Public Facilities

The Department of Local Affairs (DOLA) administers the federal Community Development Block Grant (CDBG) program for non-entitlement municipalities and counties to carry out community development activities. The Division of Local Government (DLG) manages the CDBG Public Facilities program. Examples...

Defense Counsel First Appearance Grant Program

The Defense Counsel First Appearance Grant Program launched with the purpose of reimbursing in whole or in part, costs associated with the provision of defense counsel to defendants at their first appearance in municipal courts as required

Community Crime Prevention Initiative (CCPI)

Funds are invested in north Aurora, southeast Colorado Springs, Grand Junction and Trinidad for a program to support economic development and community services through community loan and grant programs.

Community Services Block Grant (CSBG)

The Community Services Block Grant (CSBG) is a federally funded program that provides formulaic grants to alleviate the causes and conditions of poverty in communities. Colorado has 28 eligible local entities working under nine Community Services Block Grant federal objectives including employment...

Direct Distribution - Severance Tax and Federal Mineral Lease

The Colorado Department of Local Affairs distributes revenue derived from energy and mineral extraction statewide. These revenues come from State Severance Tax receipts and

Community Development Block Grant - Economic Development (CDBG-ED)

The Department of Local Affairs (DOLA) administers the federal Community Development Block Grant (CDBG) program for non-entitlement municipalities and counties to carry out Community Development activities.

Conservation Trust Fund (CTF)

The Department of Local Affairs distributes Conservation Trust Fund (CTF) dollars quarterly, on a per capita basis, to over 480 eligible local governments: counties, cities, towns, and Title 32 special districts that provide park and recreation services in their service plans. Funding can be used...

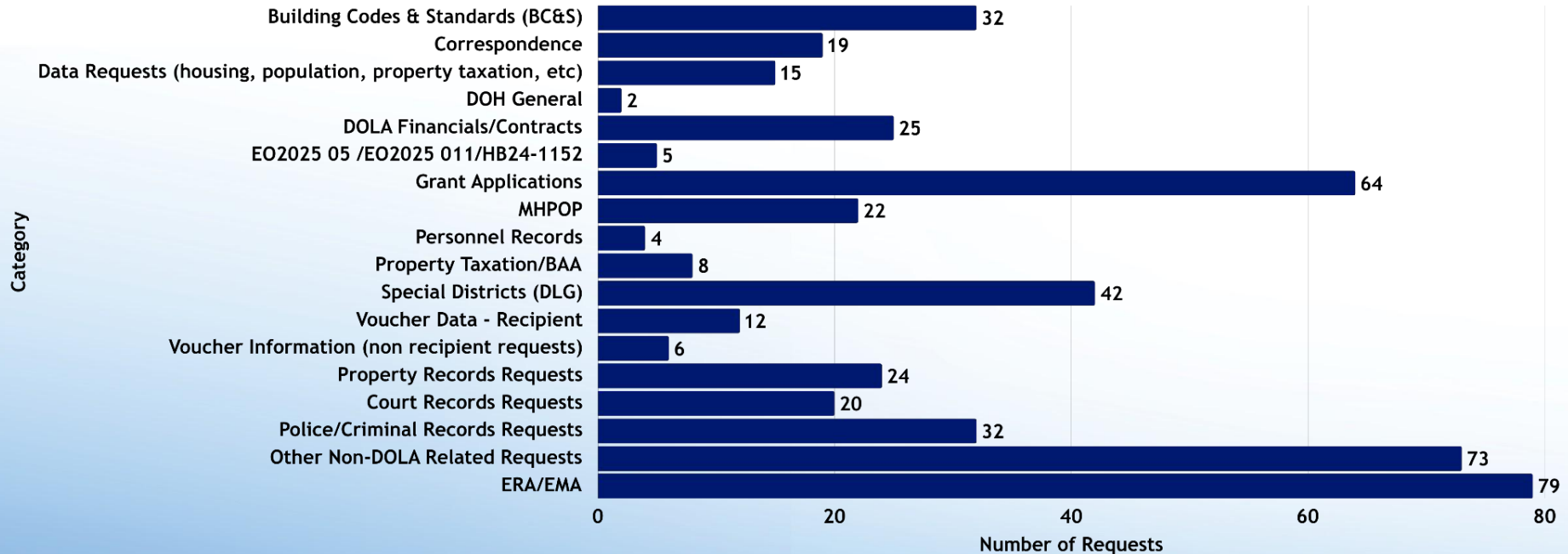
Energy/Mineral Impact Assistance Fund Grant (EIAF)

The Energy/Mineral Impact Assistance Fund Grant (EIAF) program assists political subdivisions that are socially and/or economically impacted by the development, processing, or energy conversion of minerals and mineral fuels. Funds come from the state

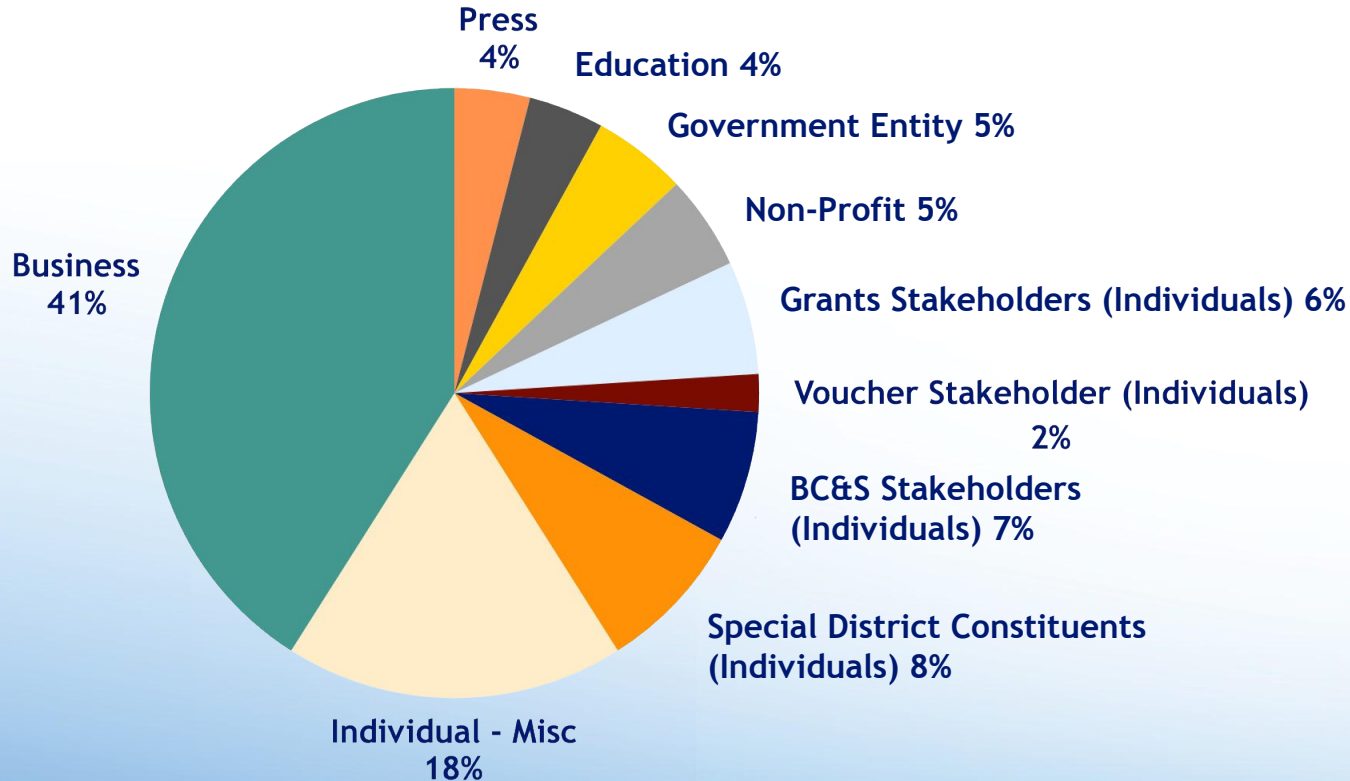
High Level Breakdown of DOLA's CORAs



Requests By Major Category Type



CORA Requests by Requestor





Executive Director's Office

R-04 Payments to OIT Reduction

Main Presenters:

- Maria De Cambra, Executive Director
- Geoff Alexander, Chief Financial Officer

Supporting Presenters:

- Megan Collignon, Director of Administration

Topics:

- R-04 OIT Reduction: Slides 30-31



OIT Reduction



Solution: Decrease DOLA's Payments to OIT budget by \$100,133 ongoing.

This reduction includes:



Reductions based on the completion of large scale projects being brought into production and scaling back to operations and maintenance budgets.



Narrowing scopes of work to be inclusive only of necessary and critical updates.

While every cut is a challenge, we're confident that the consequences for DOLA operations are absorbable without significant impact to our constituents.

Division of Housing

R-02 Mobile Home Park Grant and Loan Transfers

Main Presenters:

- Maria De Cambra, Executive Director

Supporting Presenters:

- Tyler Jaeckel, Director, Division of Housing
- Vee Stamats, Budget Manager

Topics:

- Mobile Home Park Grant and Loan Transfers: Page 23, Questions 8-15 in the packet, Slides 32-37



How DOLA Supports Mobile Home Park Residents



Works with interested parties to ensure safe installations and utility connections



Provides funding, rent stabilization, and technical assistance to support resident groups seeking to acquire their parks



Receives and investigates complaints, issues penalties, and enforces Colorado's Mobile Home Park Act and park sale laws



Maintains a database of contact information for park owners and managers



Why This Decision Item



This is money we had not dedicated to specific uses

- This was additional interest from the fund balance, **NOT** existing commitments
- Everyone we have committed to at this point will continue to get support



Technical Assistance and Rent Stabilization

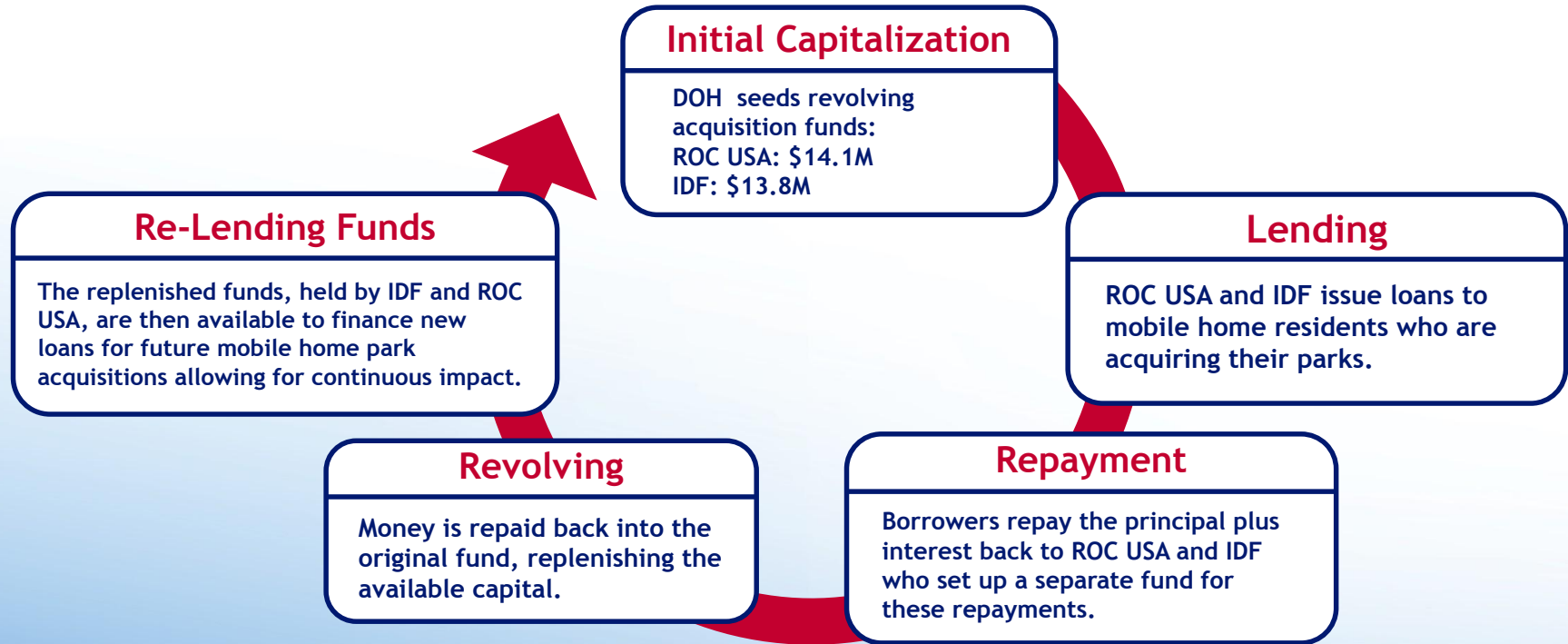
- Without acquisition funding, providing technical assistance has limited impact on the overall ability to acquire parks unless they receive additional funding from other sources



Park Acquisition

- Parks are selling for 2-3x of their appraised value
- At this rate, we're not able to help everyone and this amount would not cover additional park purchases

How the Loan Program Works



DOLA provides funding to Community Development Financial Institutions (CDFIs)

What Each Program Administrator Does



- Acquisition fund administrator
- National nonprofit social enterprise
- Support homeowners in manufactured home communities (MHCs) to achieve affordable and environmentally sustainable self-governing cooperatives



- Technical assistance and rent stabilization administrator
- Helps mobile home communities become resident owned
- Only Certified Technical Assistance Provider for the State of Colorado

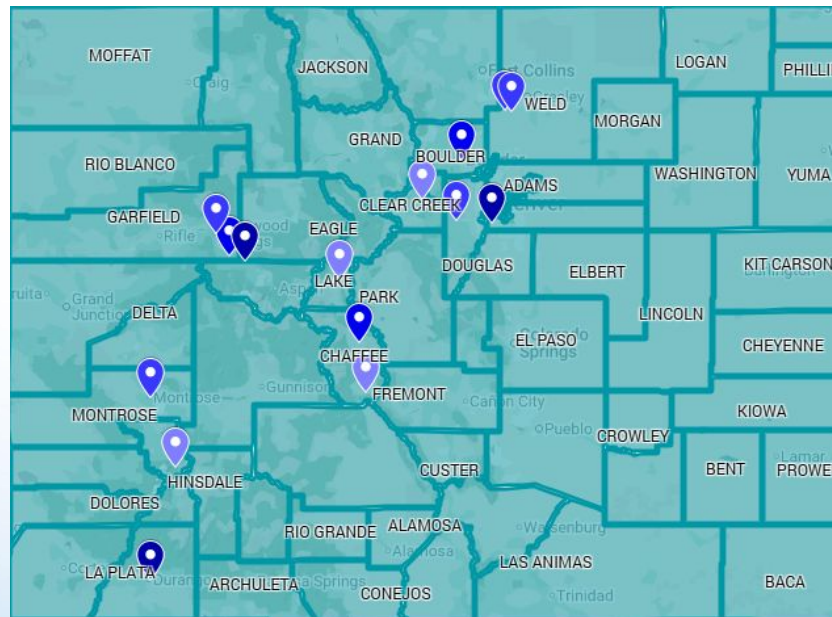


- Acquisition fund administrator
- Non-profit CDFI
- Expands access to capital to build more resilient and equitable communities across Colorado
- Administrator for the mobile home park acquisition fund

Mobile Home Parks that We've Assisted



- DOLA assisted 9 parks with acquisition = over **420 individual lots**
- **13 parks** with technical assistance and rent stabilization
- Almost **1,900** individuals have benefitted from both programs





Division of Local Government

R-03 Peace Officer Mental Health Program

Main Presenters:

- Maria De Cambra, Executive Director
- Eric Bergman, Director, Division of Local Government

Supporting Presenters:

- Vee Stamats, Budget Manager

Topics:

- Peace Officers Mental Health Grant Program: Page 28, Questions 16-20 in the packet, Slides 38-42



About the Peace Officer Mental Health Program



IMPORTANT: DOLA is **NOT** providing behavioral health services, but leveraging our existing expertise in grant facilitation and our relationships with local governments to deliver the program/services.

2017

Established by
bipartisan legislation

2019

Expanded by the
General Assembly

A number of other states, including California, Texas, Utah
and New Mexico, have similar programs.

Explaining Insurance Coverage



Police officers are **54%** more likely to die by suicide than the general population and they are more likely to die by suicide than being killed in the line of duty. - National Institutes of Health

What's Covered*

Many local insurance plans cover a portion of the cost of mental health care but:

- ✓ Counseling sessions (limited)
- ✓ Mental health services covered (limited)
 - Copay can be a barrier

What's Not Covered*

- ✗ Peer support programs
- ✗ Designing programs to support officers involved in shootings and/or fatal use of force
- ✗ Co-responder/community-based alternative responses (such as ride-along programs)
- ✗ Education programs on how to recognize mental trauma

*Information provided is based on responses from Grantees surveyed.

Program Impact



Over the last three years, DOLA has provided POMH grants to 19 of the 64 counties (30%) and 40 municipalities

Accounts for almost 57% of the state's population



Grantees were reimbursed more than \$2M for services resulting in **more than 22,000 counseling sessions** for peace officers and their immediate family members



Without this grant, many local governments would be unable to provide the scope of services covered needed by this population and covered by this program

Police Officer Testimonial



“

“I have been a police officer for nearly 16 years. I have seen some of the worst things humans do to each other. As a result, my mental health suffered greatly; **I was severely depressed, suicidal**, all while struggling with intense fear and anxiety to the point being in public was unbearable. Had it not been for the treatment offered, I can say with certainty I would've been another statistic of officers who commit suicide. The money for this program allowed me to get the treatment that I needed and **give my kids their dad back.**”

”



Division of Local Government

R-05 Child Care Facility Development

Main Presenters:

- Maria De Cambra, Executive Director
- Eric Bergman, Director, Division of Local Government

Supporting Presenters:

- Vee Stamats, Budget Manager

Topics:

- Child Care Facility Development: Page 32, Questions 21-22 in the packet, Slides 43-44



Child Care Facility Development Grants



Completed

- Technical assistance provided (funding ends in FY27)
- Toolkit published online
- 4 planning grants awarded

Gap

- Insufficient funding for capital construction grants
- Limited impact of planning grants/technical assistance

DOLA REQUEST: 1) Extend FY26 spending authority to allow for 4 current planning grantees to complete their work in FY27 and, 2) Eliminate FY27 (\$250K GF) and ongoing appropriations to the program.



Division of Local Government

Energy Impact Assistance Funds

Main Presenters:

- Maria De Cambra, Executive Director

Supporting Presenters:

- Eric Bergman, Division Director
- Vee Stamats, Budget Manager

Topics:

- Energy/Mineral Impact Assistance Funds;
Severance Tax Transfers: Page 33, Questions
26-28 in the packet, Slides 45-54



About the Energy Impact Assistance Fund



Established to assist political subdivisions that are socially and/or economically impacted by the:

- Development
- Processing, or
- Energy conversion of minerals and mineral fuels.



Two sources:

- 1) Severance Tax Fund
- 2) Federal Mineral Lease (FML)

EIAF Supports Infrastructure Needs



2025 Colorado Infrastructure Report Card:

C-

- C+ Bridges- 1,200 bridges in need of repair
- C- Drinking Water - \$10B needed in the next decade for upgrades
- D+ Roads - Only 34% of roads are in good condition
- C Wastewater- Facilities operating at or beyond intended lifespan/capacity

Much of Colorado's infrastructure is:



Aging



Underfunded



Increasingly vulnerable to extreme weather, population pressures, and evolving regulatory demands.

Factors for Determining Energy Impact



Factors to determine energy impacted communities include:

- Employee residency reports;
- Well/mineral permitting;
- Mineral production;
- **Population; and
- **Road miles

**For Direct Distribution Only



Severance (extremely volatile):

- 30% direct / 70% discretionary

Federal mineral lease:

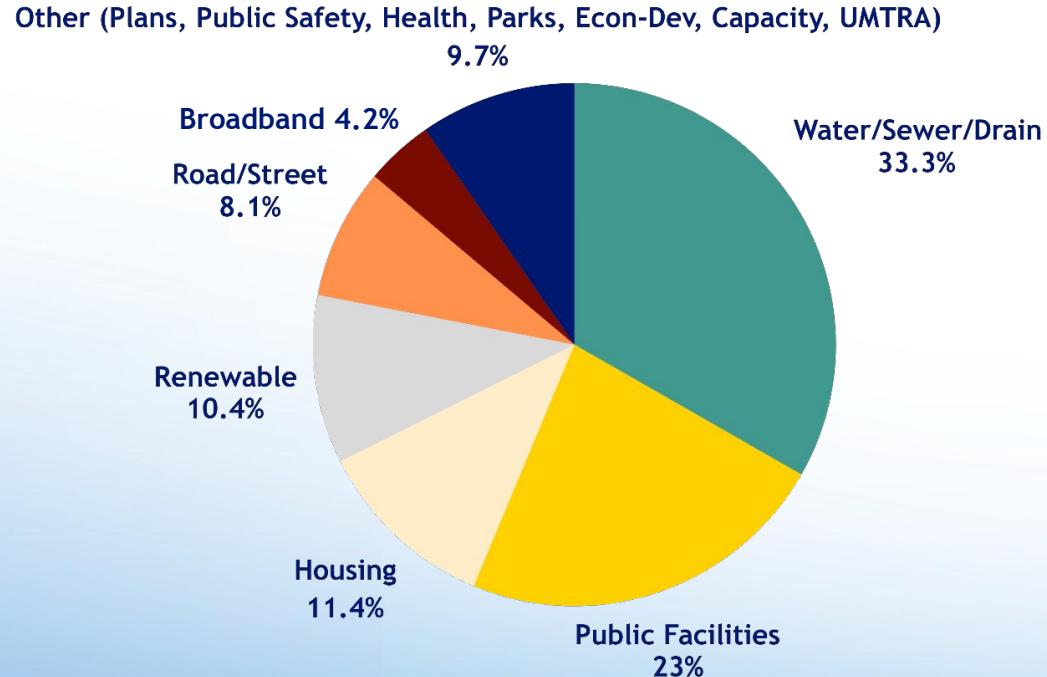
- 50% direct / 50% discretionary

EIAF is a Crucial Resource for Local Government Projects



Projects support critical infrastructure, public safety, and help build stronger and more livable communities.

Distribution of Projects by Type, 2021-2025



EIAF - Recent Awards



Image: Town of Meeker Water Line

FY 2024

215	Communities Served
\$146.5M	Awarded
\$163.3M	Requested

FY 2025

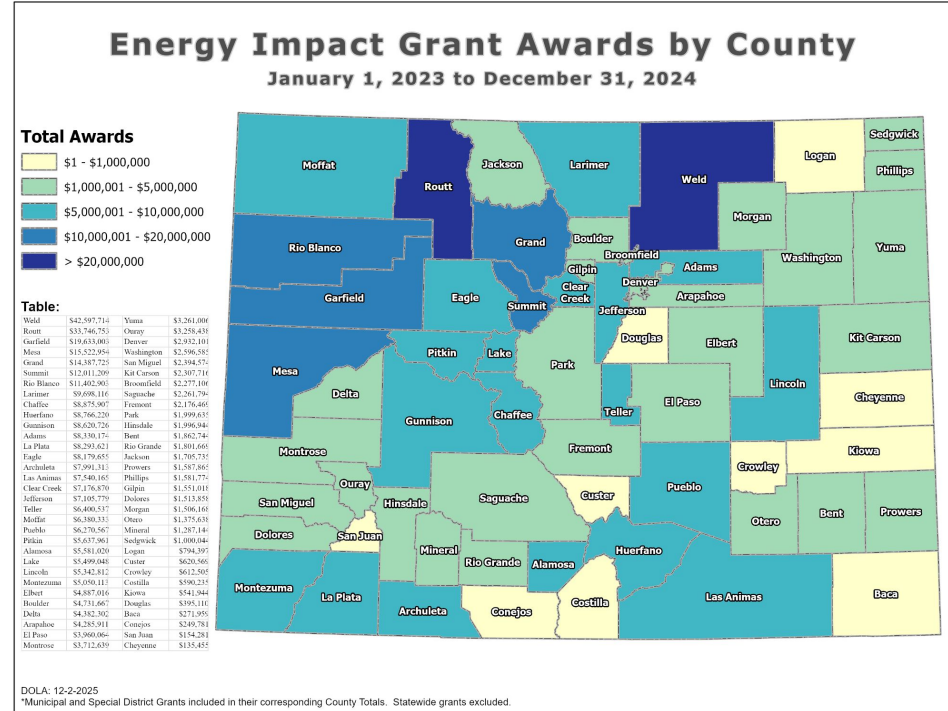
209	Communities Served
\$143.5M	Awarded
\$160.0M	Requested

EIAF Funds are Critical in Rural Communities

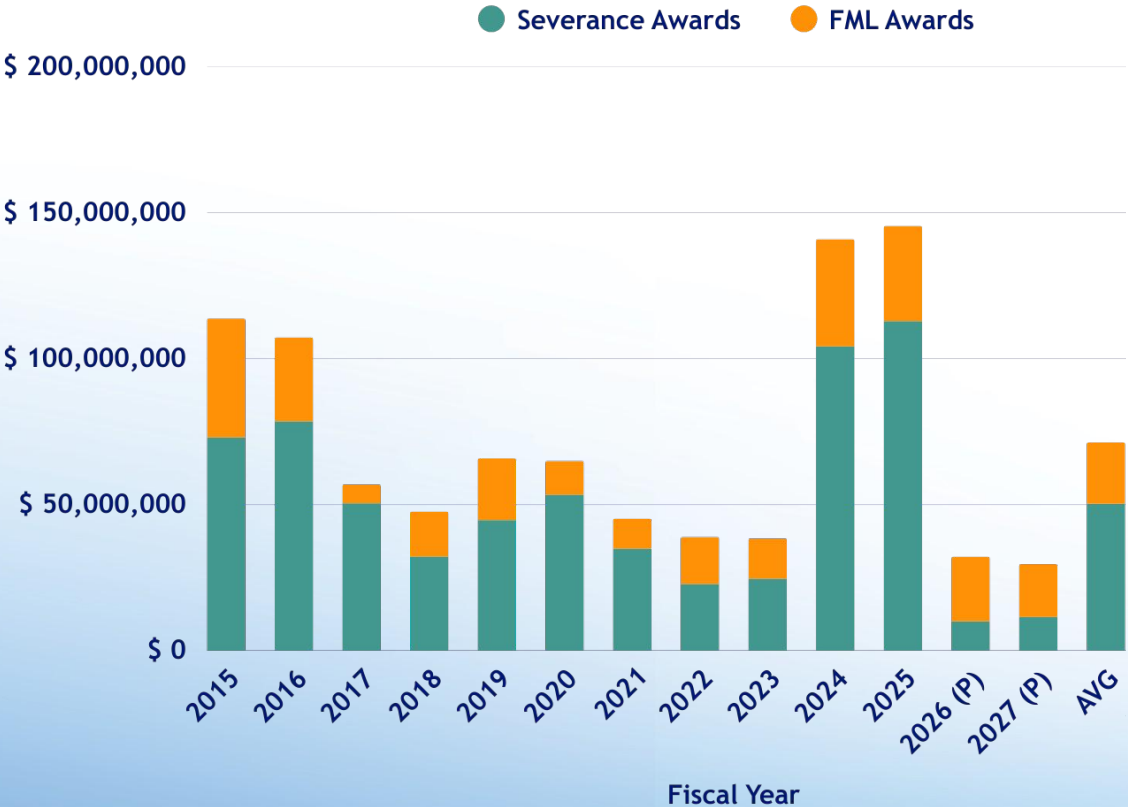


Top 5 Awarded Counties

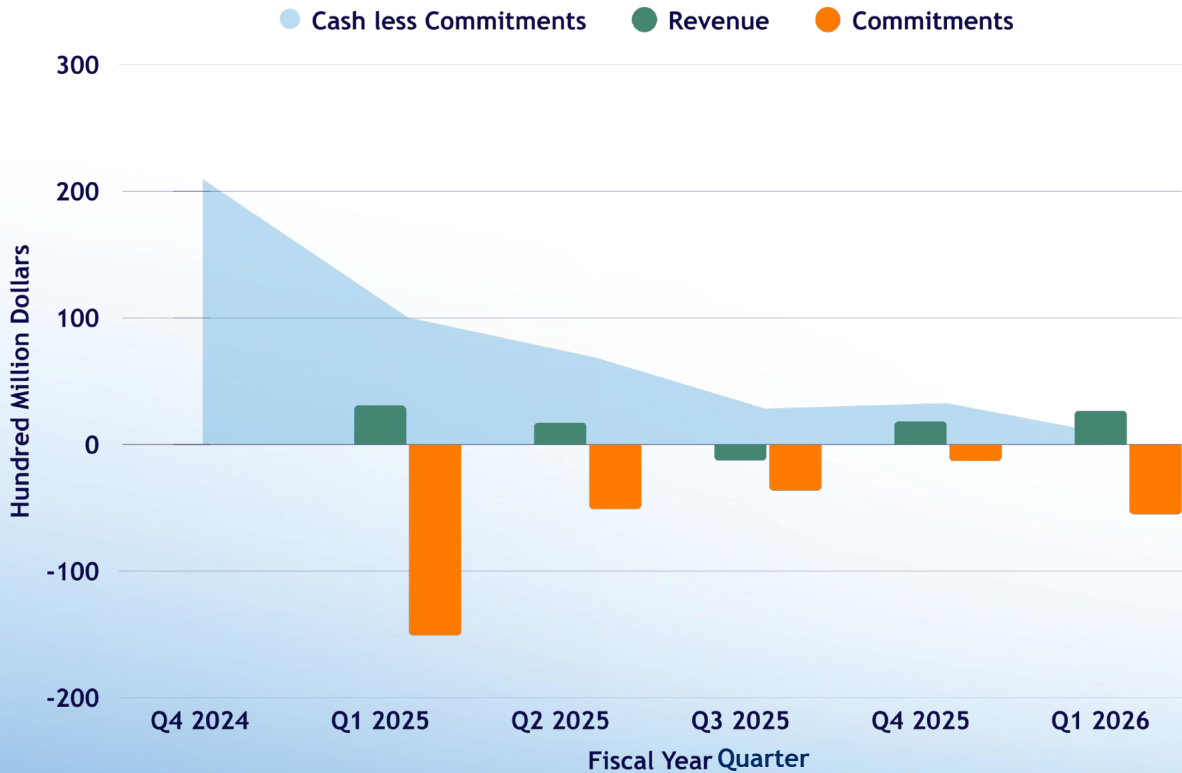
- Weld County - \$42.7 million
- Routt County - \$33.7 million
- Garfield County - \$19.6 million
- Mesa County - \$15.5 million
- Grand County - \$14.4 million



Revenue Volatility Means Funding Varies Significantly Year to Year



Fund Management is a Challenge



Success Story:

Walden/Jackson County Airport Runway Reconstruction



- This airport is too small to be eligible for FAA funding
- DOLA awarded EIAF funding for design, engineering and construction
- Provides **critical infrastructure** for residents, tourists, medical life-flights, wildfire operations and emergency landings.



COLORADO

Department of Local Affairs

In Summary





COLORADO
Department of Local Affairs

Thank You!



cdola.colorado.gov



DOLA LinkedIn



DOLA Facebook